

Embroidery Design Guide

Stickmuster-Katalog

Guide de motifs de broderie

**Borduurontwerpen
bedieningshandleiding**

Guida ai ricami

Guía de diseños de bordado

Guia de desenhos de bordado

**Руководство по дизайнам
для вышивания**



Note

Embroidery time and size of each design in this guide may differ from the information on the machine display. Please use for reference purpose only.

Hinweis

Die Stickzeit und die Größe jedes Designs in dieser Anleitung können von den Informationen im Display abweichen. Bitte verwenden Sie die Angaben nur als Referenz.

Remarque

La durée de broderie et la taille de chaque motif présenté dans ce guide peuvent différer des informations affichées à l'écran de la machine. Merci de les utiliser à titre de référence uniquement.

Opmerking

De informatie in deze handleiding over de borduurtijd en de afmeting van het borduurpatroon kan afwijken van de weergave op het beeldscherm van de machine. Gelieve de informatie alleen te gebruiken als richtlijn.

Nota

Il tempo di ricamo e le dimensioni di ciascun ricamo in questa guida possono differire dalle informazioni sul display della macchina. Si prega di utilizzare solo come riferimento.

Nota

El tiempo de bordado y el tamaño de cada diseño en esta guía pueden diferir de la información en la pantalla de la máquina. Por favor, use solo como referencia.

OBSERVAÇÃO

O tempo e o tamanho do bordado de cada desenho neste guia podem ser diferentes das informações exibidas na tela da máquina. Use apenas para fins de referência.

Примечание

Время вышивания и размер каждого дизайна в этом руководстве может отличаться от информации на дисплее машины. Используйте эти данные только для справки.

Contents

Summary of Embroidery Patterns	2
Embroidery Pattern Color Change Table	20
Embroidery Ideas	44
Color Thread Conversion Chart.....	46
Font Name Chart.....	49

Table des matières

Résumé des motifs de broderie.....	2
Tableau de changement de couleur des motifs de broderie	20
Idées de broderie.....	44
Tableau de conversion des fils de couleur.....	46
Tableau des noms de polices	49

Sommario

Sommario dei ricami.....	2
Tabella di cambiamento colori dei ricami.....	20
Idee per ricami.....	44
Tabella di conversione dei colori dei fili	46
Tabella nomi dei font.....	49

Índice

Resumo dos padrões de bordado	2
Tabela de alteração de cor do padrão de bordado	20
Ideias de bordados	44
Tabela de conversão das cores de linha	46
Quadro de nomes de fontes	49

Inhalt

Übersicht der Stickmuster	2
Stickmuster-Farbtabelle.....	20
Stickideen	44
Stickgarn-Farbtabelle	46
Tabelle der Schriftarten.....	49

Inhoudsopgave

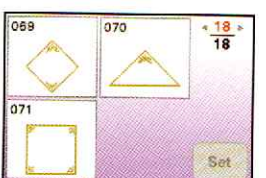







Overzicht van borduurpatronen	2
Kleurwijzigingstabel voor de borduurpatronen	20
Borduurideeën	44
Omzettingstabel voor garen kleuren.....	46
Overzicht lettertypen.....	49

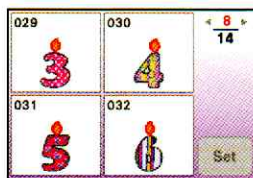


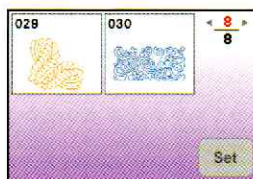





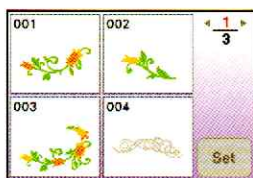
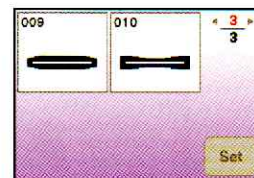
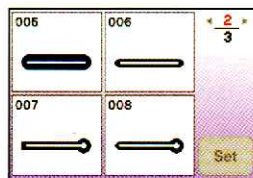
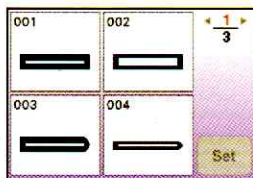
Contenido

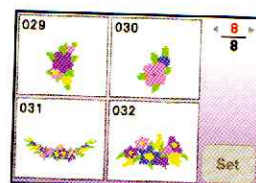


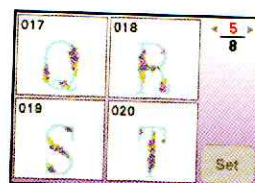
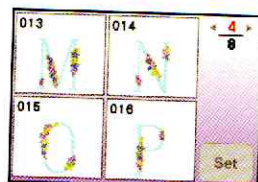


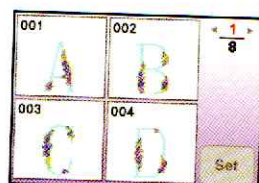
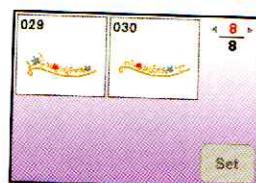




Resumen de diseños de bordado.....	2
Tabla de cambio de color para patrones de bordado	20
Ideas de bordado.....	44
Tabla de conversión de hilos de color	46
Diagrama de nombre de las fuentes	49

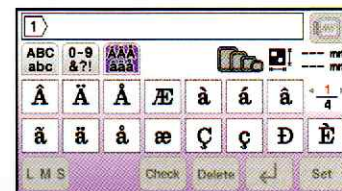
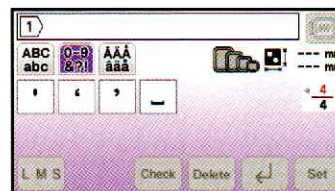
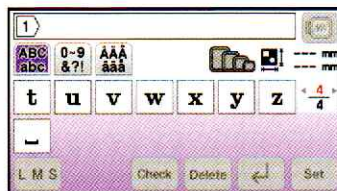
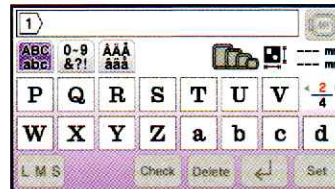
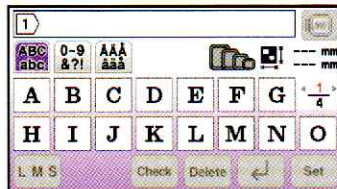
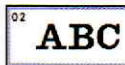
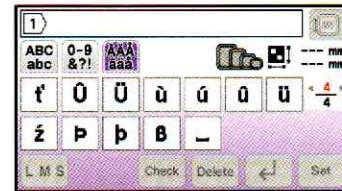
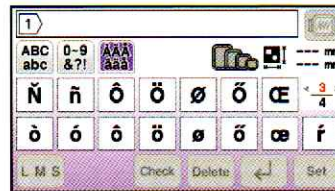
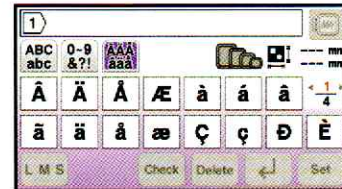
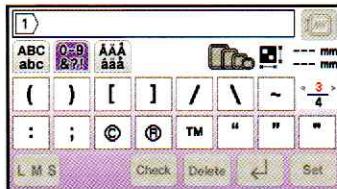
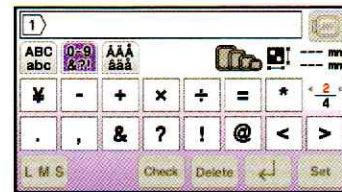
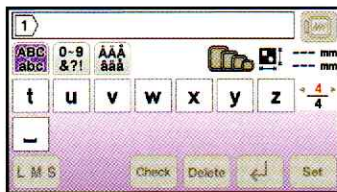
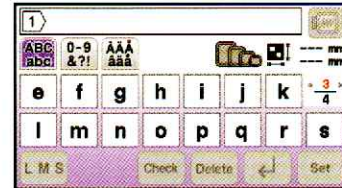
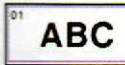

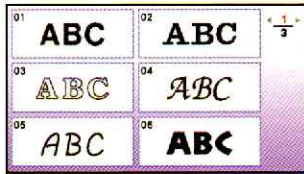
Содержание

Обзор дизайнов для вышивания	2
Таблицы цветов нитей для вышивок	20
Примеры вышивок	44
Таблица преобразования цветов нитей	46
Таблица названий шрифтов.....	49

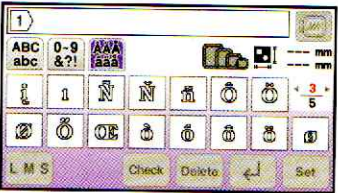
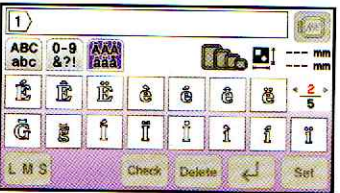
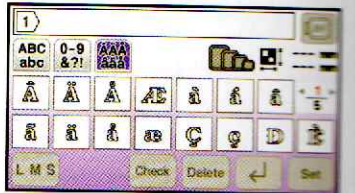
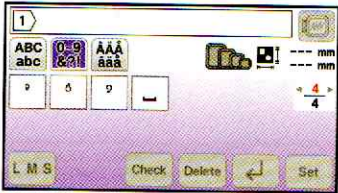
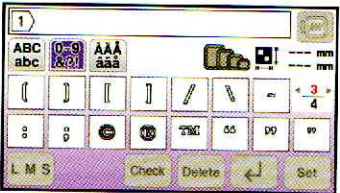
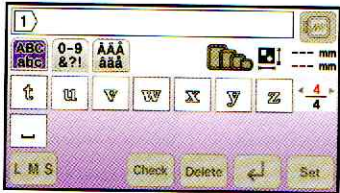
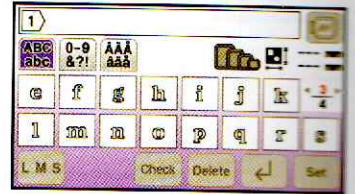
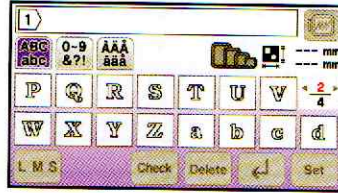

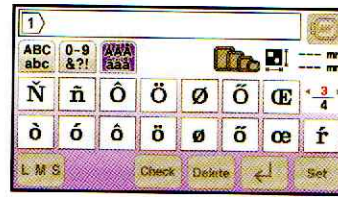
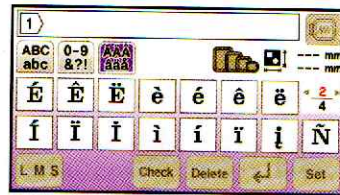




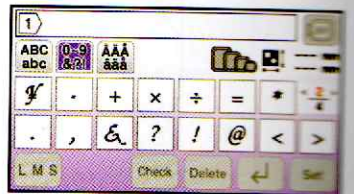
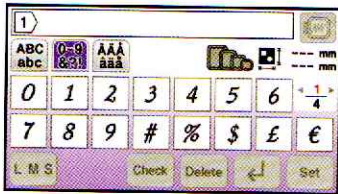
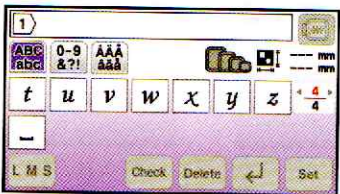
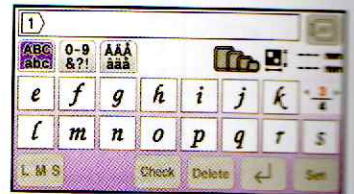
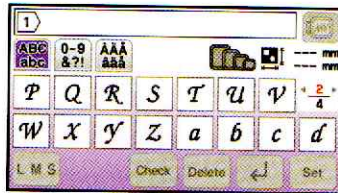
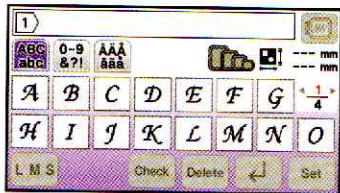




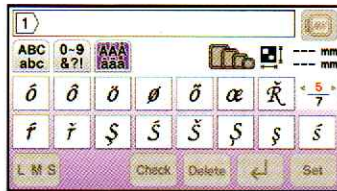
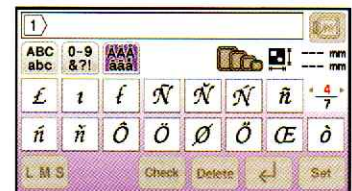
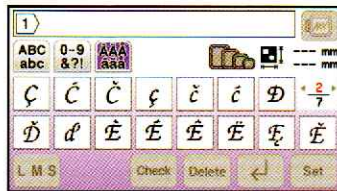
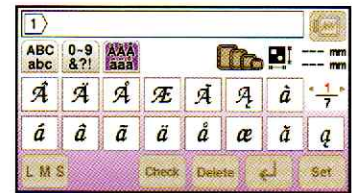
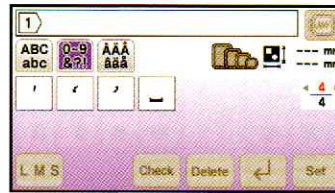
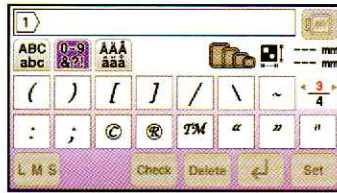
03 ABC



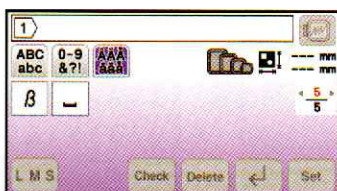
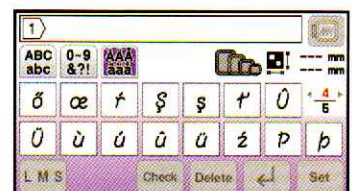
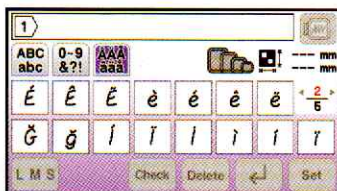
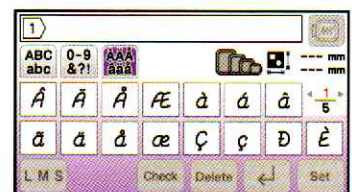
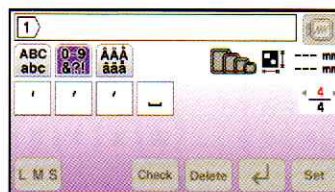
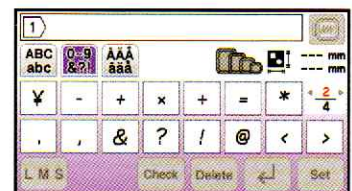
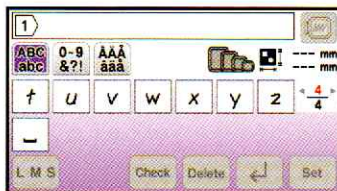
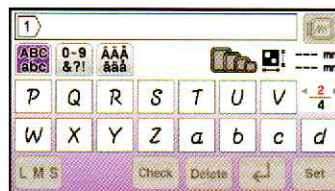
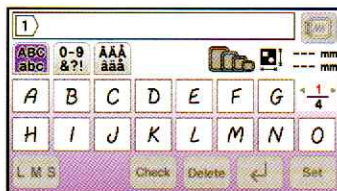
04 ABC




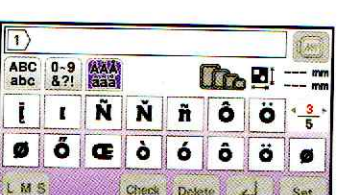
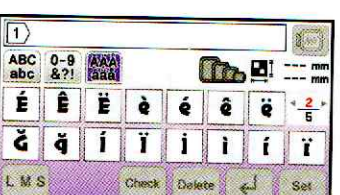

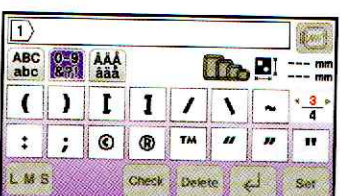

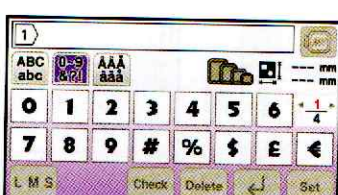

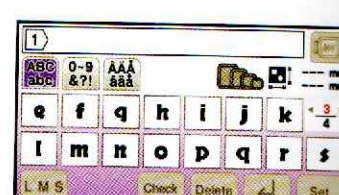
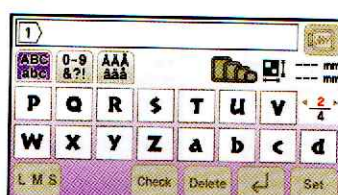
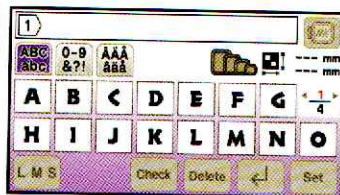
Summary of Embroidery Patterns
Übersicht der Stickmuster
Résumé des motifs de broderie
Overzicht van borduurpatronen
Sommario dei ricami
Resumen de diseños de bordado
Resumo dos padrões de bordado
Обзор дизайнов для вышивания





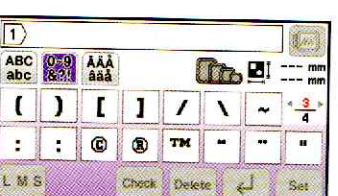



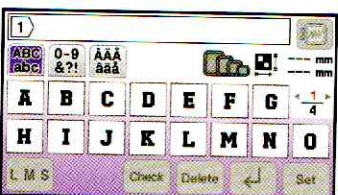
05 ABC

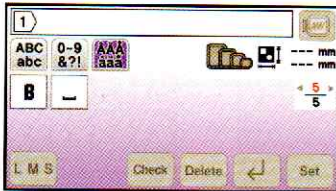
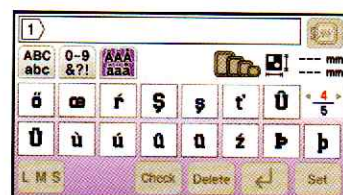
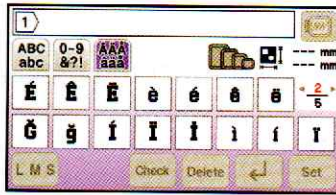


06 ABC

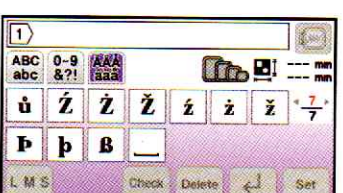
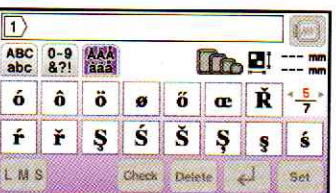
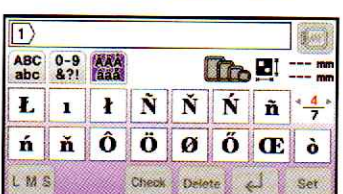
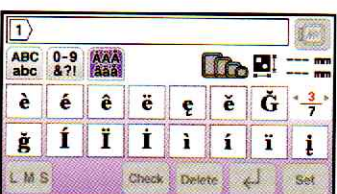

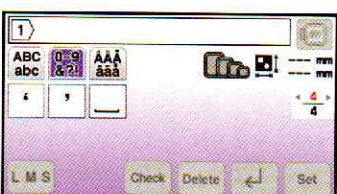
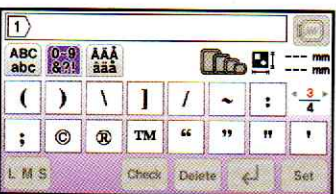
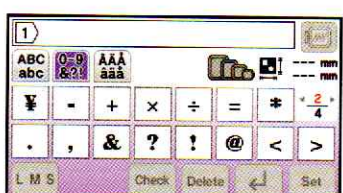
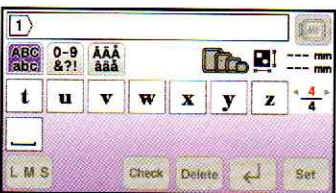
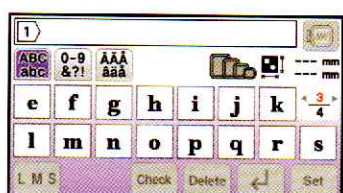
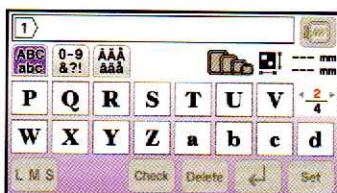
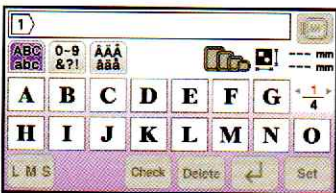


07 ABC

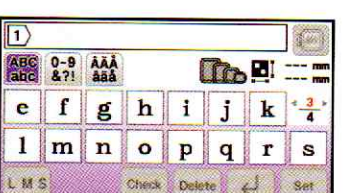
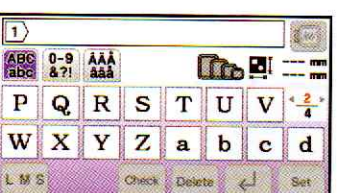


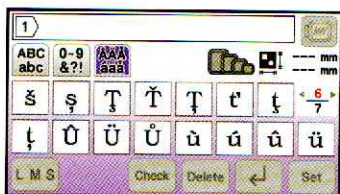
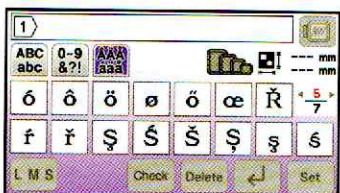
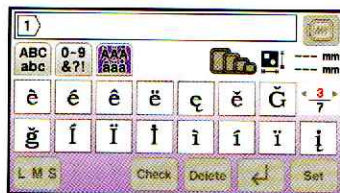
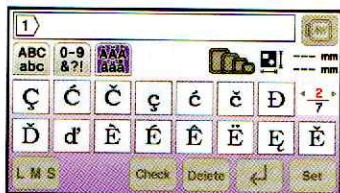
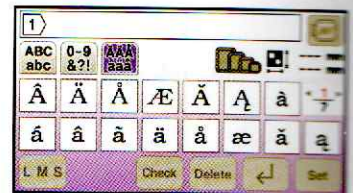
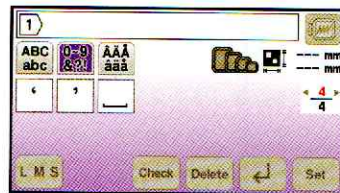
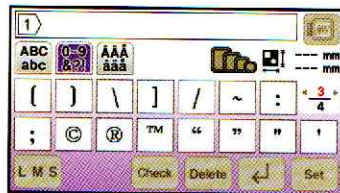
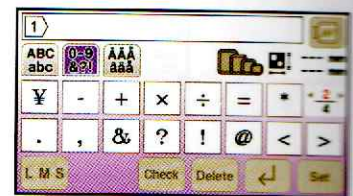
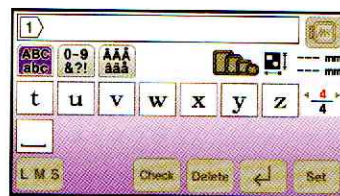


08 ABC

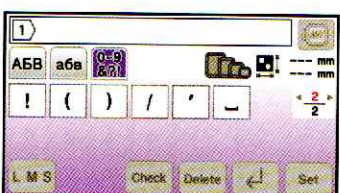
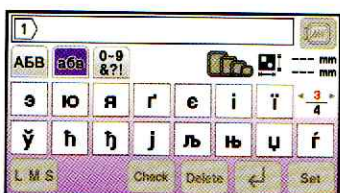
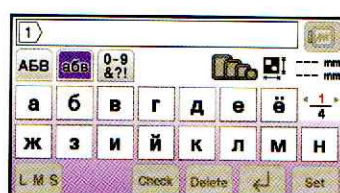
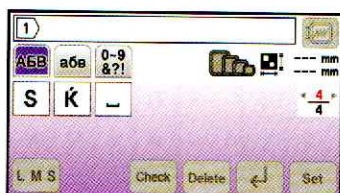
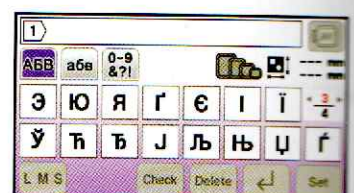



09 ABC





10 АБВ



- Japanese characters
- Caractères japonais
- Caratteri giapponesi
- Caracteres do alfabeto japonês

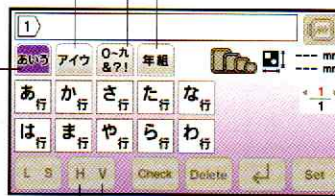
Katakana characters: One of the Japanese character sets.
Katakana-Zeichen: Einer der japanischen Zeichensätze.
Caractères Katakana : Un des ensembles de caractères japonais.
Catalaan-tekens: Een van de Japanse tekensets.
Caratteri Katakana: Uno dei set di caratteri giapponesi.
Caracteres Katakana: Uno de los diferentes conjuntos de caracteres japoneses.
Caracteres Katakana: Um dos conjuntos de caracteres japoneses.
Katakana: один из наборов символов (азбука) в японском языке.

Hiragana characters: One of the Japanese character sets.
Hiragana-Zeichen: Einer der japanischen Zeichensätze.
Caractères Hiragana : Un des ensembles de caractères japonais.
Hiragana-tekens: Een van de Japanse tekensets.
Caratteri Hiragana: Uno dei set di caratteri giapponesi.
Caracteres Hiragana: Uno de los diferentes conjuntos de caracteres japoneses.
Caracteres Hiragana: Um dos conjuntos de caracteres japoneses.
Хирагана: один из наборов символов (азбука) в японском языке.

- Japanische Zeichen
- Japanse tekens
- Caracteres japoneses
- Японские иероглифы

Arabic numerals, Japanese Kanji numerals
Arabische Ziffern, japanische Kanji-Ziffern
Chiffres arabes, chiffres Kanji japonais
Arabische cijfers, Japanse Kanji-cijfers
Numeri arabi, numeri Kanji giapponesi
Números arábicos, números Kanji japoneses
Números arábicos, números japoneses em Kanji
Арабские цифры и иероглифы кандзи

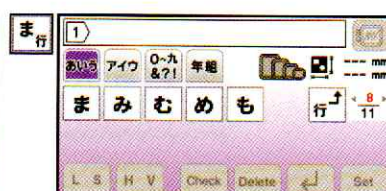
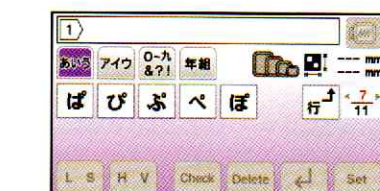
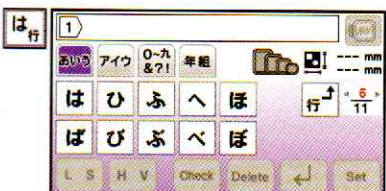
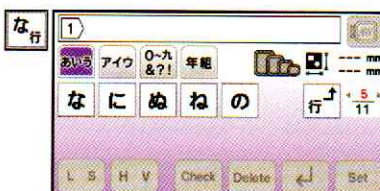
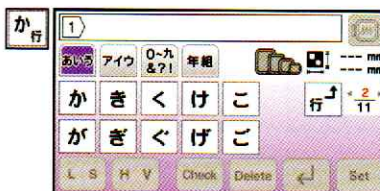
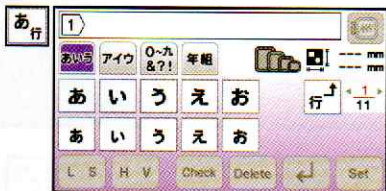
Kanji characters: Often used in daily life / symbols.
Kanji-Zeichen: Im Alltag häufig verwendet / Symbole.
Caractères Kanji : souvent utilisés dans la vie de tous les jours / symboles.
Kanji-tekens: vaak gebruikt in het dagelijks leven/symbolen.
Caratteri kanji: usati spesso nella vita quotidiana/nei simboli.
Caracteres Kanji: se utilizan a menudo cotidianamente / como símbolos.
Caracteres Kanji: usados com frequência no dia a dia / símbolos.
Иероглифы кандзи: часто используются в повседневной жизни или как символы.

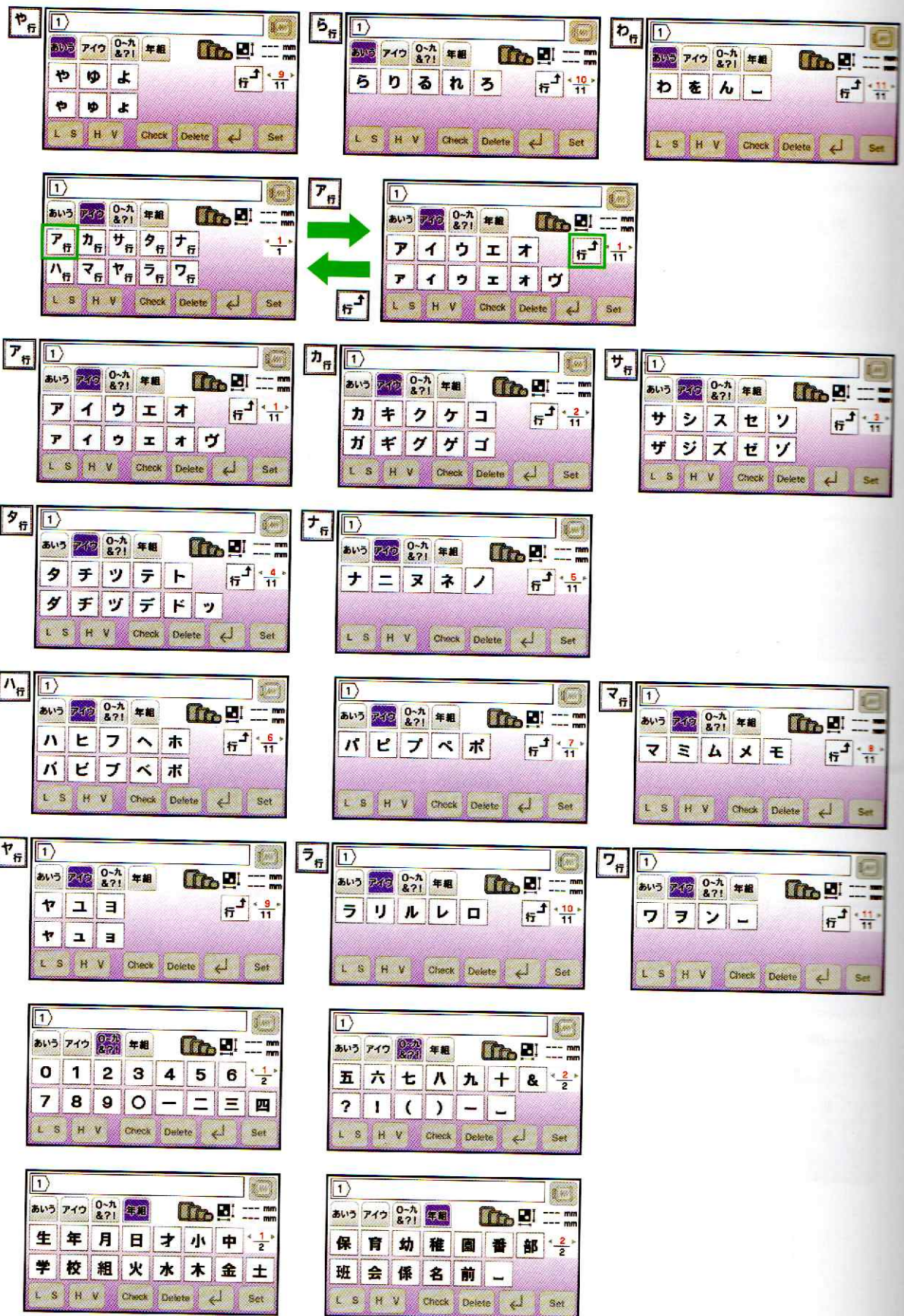


Horizontal
Horizontal
Horizontal
Horizontal
Orizzontale
Horizontal
Horizontal
По горизонтали

Vertical
Vertikal
Vertical
Verticaal
Verticale
Vertical
Vertical
По вертикали

11 あいう





12 あいう

1

あいう 0-9 & ? ! 年組

あ	か	さ	た	な
は	ま	や	ら	わ

L S H V Check Delete Set

あ行

1

あいう 0-9 & ? ! 年組

あ	い	う	え	お
あ	い	う	え	お

L S H V Check Delete Set

行

あ行

1

あいう 0-9 & ? ! 年組

あ	い	う	え	お
あ	い	う	え	お

L S H V Check Delete Set

か行

1

あいう 0-9 & ? ! 年組

か	き	く	け	こ
が	ぎ	ぐ	げ	ご

L S H V Check Delete Set

さ行

1

あいう 0-9 & ? ! 年組

さ	し	す	せ	そ
ざ	じ	ず	ぜ	ぞ

L S H V Check Delete Set

た行

1

あいう 0-9 & ? ! 年組

た	ち	つ	て	と
だ	ぢ	づ	で	ど

L S H V Check Delete Set

な行

1

あいう 0-9 & ? ! 年組

な	に	ぬ	ね	の
な	に	ぬ	ね	の

L S H V Check Delete Set

は行

1

あいう 0-9 & ? ! 年組

は	ひ	ふ	へ	ほ
ば	び	ぶ	べ	ぼ

L S H V Check Delete Set

1

あいう 0-9 & ? ! 年組

ば	び	ぶ	べ	ぼ
ば	び	ぶ	べ	ぼ

L S H V Check Delete Set

ま行

1

あいう 0-9 & ? ! 年組

ま	み	む	め	も
ま	み	む	め	も

L S H V Check Delete Set

や行

1

あいう 0-9 & ? ! 年組

や	ゆ	よ		
や	ゆ	よ		

L S H V Check Delete Set

ら行

1

あいう 0-9 & ? ! 年組

ら	り	る	れ	ろ
ら	り	る	れ	ろ

L S H V Check Delete Set

わ行

1

あいう 0-9 & ? ! 年組

わ	を	ん		
わ	を	ん		

L S H V Check Delete Set

1

あいう 0-9 & ? ! 年組

ア	カ	サ	タ	ナ
ハ	マ	ヤ	ラ	ワ

L S H V Check Delete Set

ア行

1

あいう 0-9 & ? ! 年組

ア	イ	ウ	エ	オ
ア	イ	ウ	エ	オ

L S H V Check Delete Set

行

ア行

1

あいう 0-9 & ? ! 年組

ア	イ	ウ	エ	オ
ア	イ	ウ	エ	オ

L S H V Check Delete Set

カ行

1

あいう 0-9 & ? ! 年組

カ	キ	ク	ケ	コ
ガ	ギ	グ	ゲ	ゴ

L S H V Check Delete Set

サ行

1

あいう 0-9 & ? ! 年組

サ	シ	ス	セ	ソ
ザ	ジ	ズ	ゼ	ゾ

L S H V Check Delete Set

タ行

1

あいう 0-9 & ? ! 年組

タ	チ	ツ	テ	ト
ダ	ヂ	ヅ	デ	ド

L S H V Check Delete Set

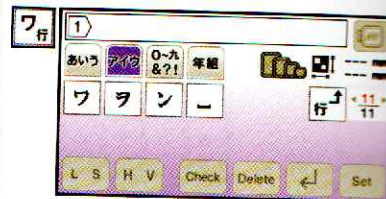
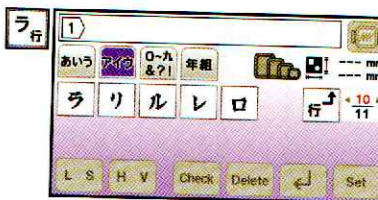
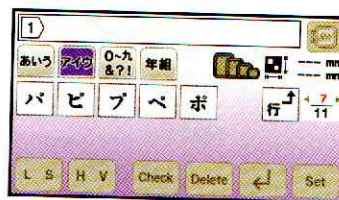
ナ行

1

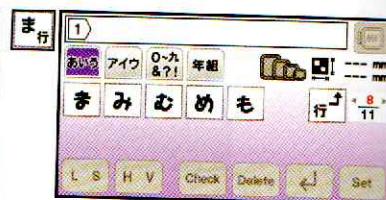
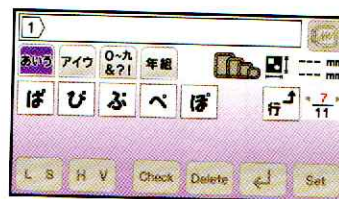
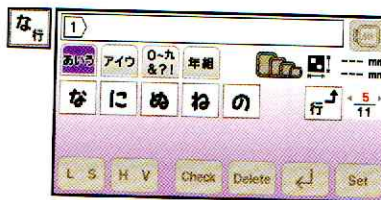
あいう 0-9 & ? ! 年組

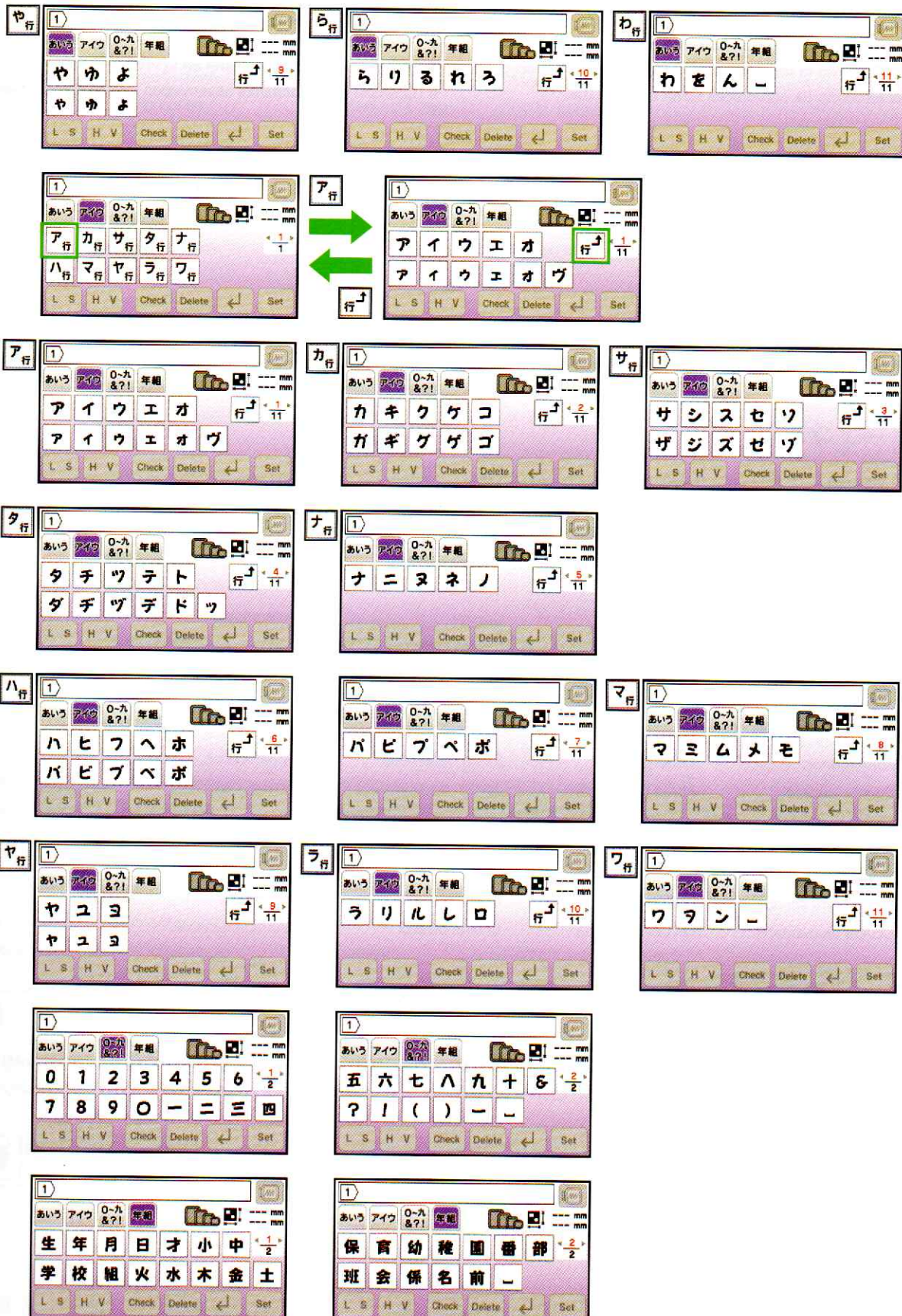
ナ	ニ	ヌ	ネ	ノ
ナ	ニ	ヌ	ネ	ノ

L S H V Check Delete Set



13 あいう





- Example of Kanji characters in daily life
- Exemple de caractères Kanji dans la vie quotidienne
- Esempio di caratteri kanji nella vita di ogni giorno
- Exemplo de caracteres Kanji no dia a dia

- Beispiele für alltägliche Kanji-Zeichen
- Voorbeeld van Kanji-tekenen in het dagelijks leven
- Ejemplo de caracteres Kanji en la vida cotidiana
- Примеры использования иероглифов кандзи в повседневной жизни

一 二 三 四 五 六 七 八 九 十

1, 2, 3, 4, 5, 6, 7, 8, 9, 10

生 年 月 日

Date of birth

Geburtsdatum

Date de naissance

Geboortedatum

Data di nascita

Fecha de nacimiento

Data de nascimento

Дата рождения

一 才

1 year old

1 Jahr alt

1 an

1 jaar oud

1 anno di età

1 año de edad

1 ano

Возраст 1 год

保 育 園

Nursery school

Vorschule

Crèche

Peuterspeelzaal

Asilo nido

Guardería

Escola maternal

Ясли

幼 稚 園

Kindergarten

Kindergarten

École maternelle

Kleuterschool

Scuola materna

Jardín de infancia

Jardim de infância

Детский сад

小 学 校

Elementary school

Grundschule

École primaire

Basisschool

Scuola elementare

Escuela primaria

Ensino básico

Начальная школа

中 学 校

Junior high school

Realschule

Collège

Middelbare school

Scuola superiore

Escuela secundaria

Ensino médio

Средняя школа

組

Group/Class

Gruppe/Klasse

Groupe/Classe

Groep/klas

Gruppo/classe

Grupo/Clase

Grupo/Classe

Группа, класс

部

Club/Division

Club/Abteilung

Club/Division

Club/Divisie

Club/sezione

Club/División

Clube/Divisão

Клуб, подразделение



Moon/Monday
Luna/lunedì

Mond/Montag
Luna/Lunes

Lune/Lundi
Lua/Segunda-feira

Maan/Maandag
Луна, понедельник



Fire/Tuesday
Fuoco/martedì

Feuer/Dienstag
Fuego/Martes

Feu/Mardi
Fogo/Terça-feira

Vuur/Dinsdag
Огонь, вторник



Water/Wednesday
Acqua/mercoledì

Wasser/Mittwoch
Agua/Miércoles

Eau/Mercredi
Água/Quarta-feira

Water/Woensdag
Вода, среда



Tree/Thursday
Albero/giovedì

Baum/Donnerstag
Árbol/Jueves

Arbre/Jeudi
Árvore/Quinta-feira

Boom/Donderdag
Дерево, четверг



Gold/Friday
Oro/venerdì

Gold/Freitag
Oro/Viernes

Or/Vendredi
Ouro/Sexta-feira

Goud/Vrijdag
Золото, пятница



Soil/Saturday
Terra/sabato

Erde/Samstag
Tierra/Sábado

Terre/Samedi
Terra/Sábado

Grond/Zaterdag
Земля, суббота



Sun/Sunday
Sole/domenica

Sonne/Sonntag
Sol/Domingo

Soleil/Dimanche
Sol/Domingo

Zon/Zondag
Солнце, воскресенье



January 1st (Monday)
1° gennaio (lunedì)

1. Januar (Montag)
1 de enero (lunes)

1er janvier (lundi)
1º de janeiro (Segunda-feira)

1 januari (maandag)
1 января (понедельник)



Number 1
Numero 1

Nummer 1
Número 1

Numéro 1
Número 1

Nummer 1
Номер 1



Team
Team

Team
Equipo

Équipe
Time

Team
Команда



Committee
Comitato

Ausschuss
Comité

Comité
Comité

Commissie
Комитет



Person in charge
Incaricato

Ansprechpartner
Persona responsabile

Responsable
Responsável

Verantwoordelijke
Ответственное лицо



Name
Nome

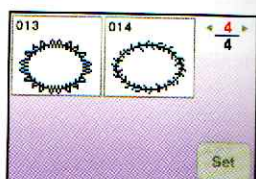
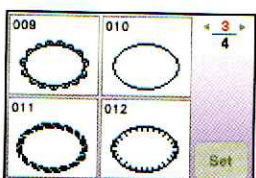
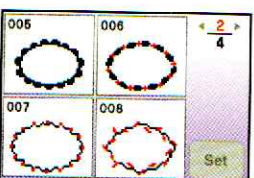
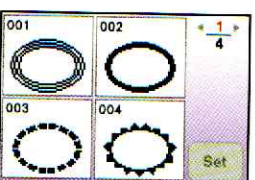
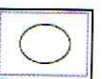
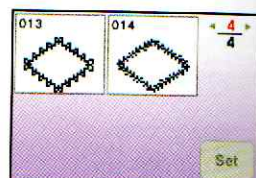
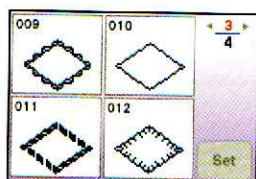
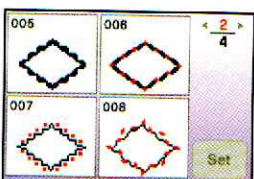
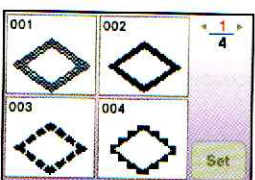

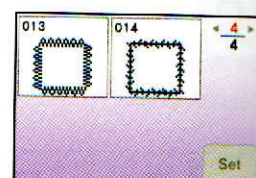
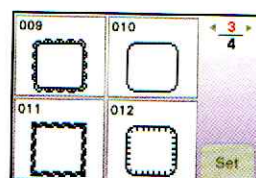
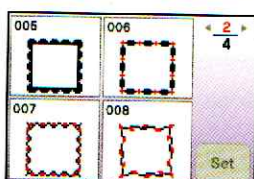
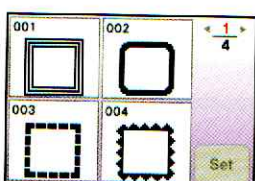
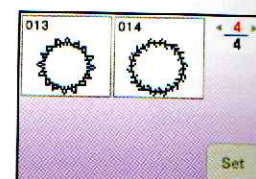
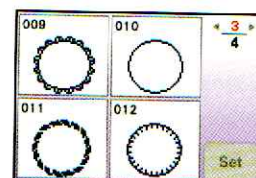
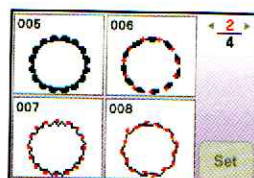
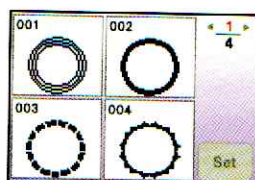

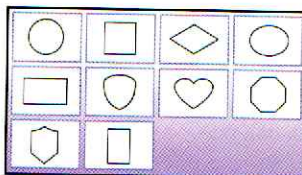
Name
Nombre

Nom
Nome


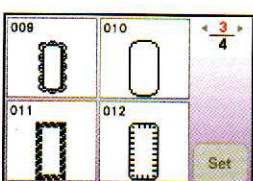
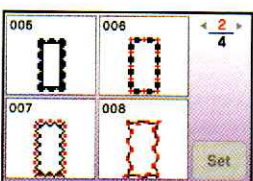
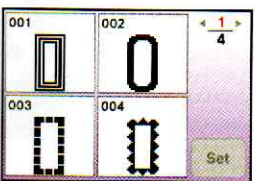
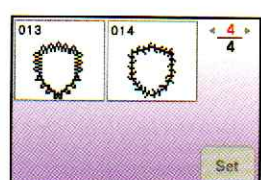
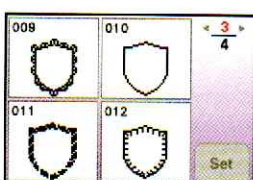
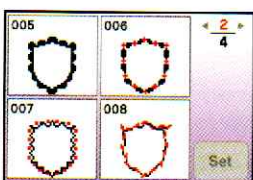
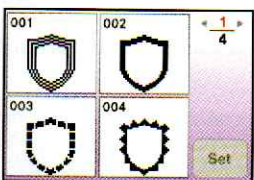
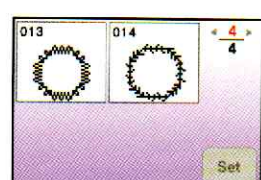
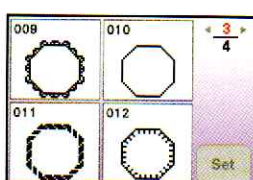
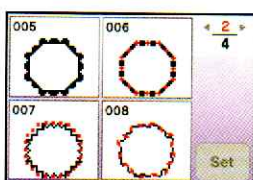
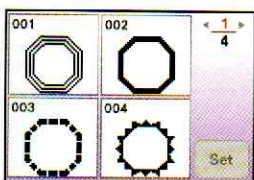
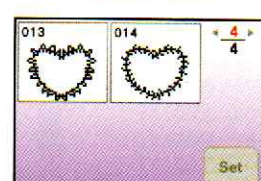
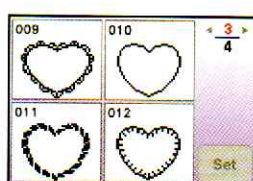
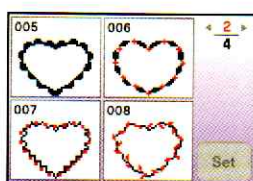

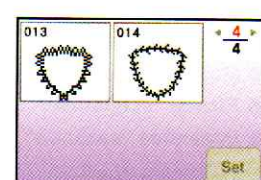
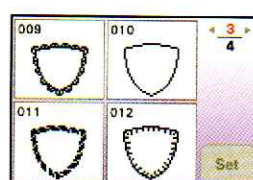
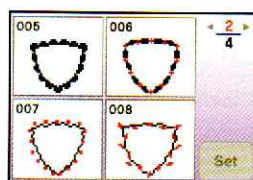
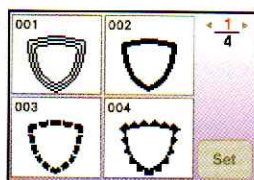
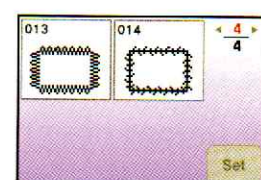
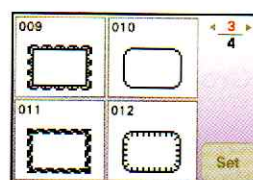
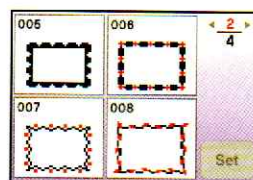
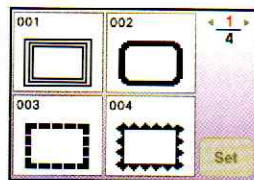
Naam
Имя

- Frame patterns
- Motifs d'encadrement
- Ricami di cornici
- Padrões de molduras

- Umrandungen
- Kader- en omrandingspatronen
- Costura de encuadre
- Дизайны "Рамки"



Summary of Embroidery Patterns
 Übersicht der Stickmuster
 Résumé des motifs de broderie
 Overzicht van borduurpatronen
 Sommario dei ricami
 Resumen de diseños de bordado
 Resumo dos padrões de bordado
 Обзор дизайнов для вышивания



◆ Embroidery Patterns Group #1

◆ Motifs de broderie Groupe #1

◆ Gruppo ricami #1

◆ Grupo de padrões de bordado #1

● "Seasonal" designs

● Motifs « saison »

● Ricami "stagionali"

● Desenhos "sazonais"

◆ Stickmuster Gruppe #1

◆ Borduurpatronengroep #1

◆ Grupo de patrones de bordado #1

◆ Группа дизайнов для вышивания #1

● Designs „Jahreszeiten“

● Borduurpatronen voor diverse jaargetijden

● Diseños "de temporada"

● Сезонные дизайны



No.1 13 min

Time required for embroidering
Stickdauer
Durée requise pour broder
Tijd benodigd voor het borduren
Tempo di ricamo necessario
Tiempo requerido para el bordado
Tempo necessário para bordar
Время, необходимое для вышивания

Embroidery thread color
Stickgarnfarbe
Couleur du fil de broderie
Kleur borduurgaren
Couleur filo ricamo
Color del hilo de bordado
Cor da linha de bordar
Цвет нити для вышивания

Embroidery size
Größe der Stickerei
Taille de la broderie
Afmeting borduurmotief
Dimensioni del ricamo
Tecla de tamaño
Tamanho do bordado
Размер вышивки

Order to embroider
Stickreihenfolge
Séquence pour broder
Borduurovolgorde
Sequenza colori del ricamo
Orden para el bordador
Ordem para bordar
Порядок вышивания

Embroidery thread color
Stickgarnfarbe
Couleur du fil de broderie
Kleur borduurgaren
Couleur filo ricamo
Color del hilo de bordado
Cor da linha de bordar
Цвет нити для вышивания

Embroidery size
Größe der Stickerei
Taille de la broderie
Afmeting borduurmotief
Dimensioni del ricamo
Tecla de tamaño
Tamanho do bordado
Размер вышивки

1 (124)
2 (001)
3 (086)
4 (001)
5 (017)
6 (612)
7 (085)
8 (205)
9 (019)
10 (900)

67.2 mm
66.3 mm

Embroidery time and size of each design in this guide may differ from the information on the machine display. Please use for reference purpose only. The color numbers in this guide are for the Embroidery thread brand unless otherwise noted.

Die Stickzeit und die Größe jedes Designs in dieser Anleitung können von den Informationen im Display abweichen. Bitte verwenden Sie die Angaben nur als Referenz.

Die Farbnummern in dieser Anleitung beziehen sich auf die Stickgarnmarke, sofern nicht anders angegeben.

La durée de broderie et la taille de chaque motif présenté dans ce guide peuvent différer des informations affichées à l'écran de la machine. Merci de les utiliser à titre de référence uniquement.

Les numéros des couleurs dans ce guide correspondent à la marque de fils à broder, sauf indication contraire.

De informatie in deze handleiding over de borduurtijd en de afmeting van het borduurpatroon kan afwijken van de weergave op het beeldscherm van de machine. Gelieve de informatie alleen te gebruiken als richtlijn.

De kleurnummers in deze handleiding verwijzen naar een borduurgarenmerk tenzij anders vermeld.

Il tempo di ricamo e le dimensioni di ciascun ricamo in questa guida possono differire dalle informazioni sul display della macchina. Si prega di utilizzare solo come riferimento.

Salvo diversa indicazione, i numeri dei colori riportati in questa guida corrispondono alla marca del filo per ricamo.

El tiempo de bordado y el tamaño de cada diseño en esta guía pueden diferir de la información en la pantalla de la máquina. Por favor, use solo como referencia.

Los números de colores en esta guía se refieren a la marca de hilos de Bordado, a menos que se indique lo contrario.

O tempo e o tamanho do bordado de cada desenho neste guia podem ser diferentes das informações exibidas na tela da máquina. Use apenas para fins de referência.

Os números de cores neste guia são para marcas de linha de bordar, a menos que indicado de outra forma.

Время вышивания и размер каждого дизайна в этом руководстве может отличаться от информации на дисплее машины. Используйте эти данные только для справки.

Номера цветов, указанные в данном руководстве, относятся к маркам нитей для вышивания, если не указано иное.

No.2 11 min

1	(027)
2	(612)
3	(070)
4	(502)
5	(019)
6	(085)
7	(206)
8	(086)
9	(001)
10	(070)

52.4 mm
63.0 mm



No.3 3 min

1	(812)
2	(027)
3	(515)
4	(513)

27.7 mm
56.7 mm



No.4 5 min

1	(807)
2	(515)
3	(001)
4	(017)
5	(070)

61.6 mm
76.9 mm



No.5



No.6



13 min

1	(124)	9	(612)
2	(800)	10	(206)
3	(001)	11	(612)
4	(807)	12	(509)
5	(348)	13	(613)
6	(206)	14	(612)
7	(509)	15	(613)
8	(613)	16	(206)

56.0 mm 74.8 mm

9 min

1	(406)
2	(810)
3	(085)
4	(202)

66.0 mm
99.7 mm



No.7 20 min	
1	(399)
2	(337)
3	(001)
4	(017)
5	(405)
↓ 150.3 mm	
↔ 112.8 mm	



● No.11



No.15 7 min	
1	(001)
2	(005)
3	(405)
4	(800)
5	(001)
6	(817)
↓ 50.2 mm	
↔ 50.2 mm	



No.8 15 min	
1	(509)
2	(206)
3	(001)
4	(124)
5	(017)
6	(502)
7	(509)
8	(086)
9	(502)
10	(509)
11	(001)
12	(017)
13	(086)
↓ 68.1 mm	
↔ 98.3 mm	

Spring

41 min															
1	(124)	7	(513)	13	(513)	19	(005)	25	(005)	31	(124)	37	(079)	43	(086)
2	(513)	8	(005)	14	(005)	20	(124)	26	(079)	32	(079)	38	(086)	44	(086)
3	(005)	9	(124)	15	(079)	21	(079)	27	(086)	33	(086)	39	(086)	45	(086)
4	(079)	10	(079)	16	(086)	22	(086)	28	(086)	34	(086)	40	(086)	46	(086)
5	(086)	11	(086)	17	(206)	23	(206)	29	(206)	35	(206)	41	(206)	47	(206)
6	(206)	12	(124)	18	(513)	24	(513)	30	(513)	36	(513)	42	(513)	48	(513)
↓ 246.0 mm ↔ 143.9 mm															

No.16 5 min	
1	(001)
2	(017)
3	(502)
4	(086)
5	(202)
6	(019)
7	(126)
8	(612)
9	(800)
10	(086)
11	(001)
↓ 63.0 mm	
↔ 29.7 mm	



No.12 14 min	
1	(001)
2	(019)
3	(205)
4	(209)
5	(085)
6	(030)
7	(900)
8	(405)
9	(339)
↓ 76.5 mm	
↔ 69.9 mm	

No.13 2 min	
1	(800)
2	(019)
3	(001)
4	(420)
↓ 28.9 mm	
↔ 18.9 mm	



No.17



No.9 43 min	
1	(509)
2	(513)
3	(502)
4	(079)
5	(001)
6	(206)
7	(208)
8	(513)
9	(502)
10	(509)
↓ 129.4 mm	
↔ 131.5 mm	

20 min											
1	(019)	6	(086)	11	(085)	16	(085)	21	(085)	26	(085)
2	(515)	7	(206)	12	(086)	17	(086)	22	(086)	27	(086)
3	(513)	8	(019)	13	(206)	18	(206)	23	(206)	28	(206)
4	(209)	9	(515)	14	(515)	19	(515)	24	(515)	29	(515)
5	(085)	10	(513)	15	(513)	20	(513)	25	(513)	30	(513)
↓ 82.7 mm ↔ 85.3 mm											



No.10 12 min	
1	(124)
2	(513)
3	(005)
4	(079)
5	(086)
6	(206)
↓ 90.9 mm	
↔ 90.5 mm	



No.14 13 min	
1	(030)
2	(209)
3	(208)
4	(206)
5	(202)
6	(900)
↓ 50.9 mm	
↔ 74.5 mm	



No.18 15 min	
1	(399)
2	(534)
3	(810)
4	(399)
5	(070)
6	(614)
7	(086)
↓ 87.3 mm	
↔ 89.2 mm	

Patterns marked with ● have been rotated. Check your design placement prior to embroidering.

Muster, die mit ● gekennzeichnet sind, wurden gedreht. Überprüfen Sie die Platzierung Ihres Designs, bevor Sie mit Sticken beginnen.

Les motifs signalés par ● ont été pivotés. Vérifiez l'emplacement de votre motif avant de commencer à broder.

Patronen die zijn gemarkeerd met ● zijn gedraaid. Controleer de plaats van uw ontwerp voordat u gaat borduren.

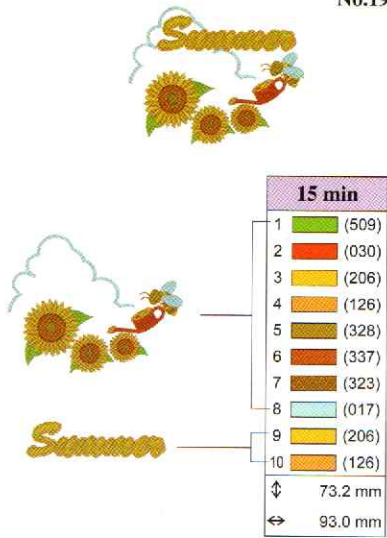
I ricami contrassegnati dal simbolo ● appaiono ruotati. Prima di procedere verificare la posizione del ricamo.

Los patrones marcados con ● se han girado. Compruebe la colocación del diseño antes de bordar.

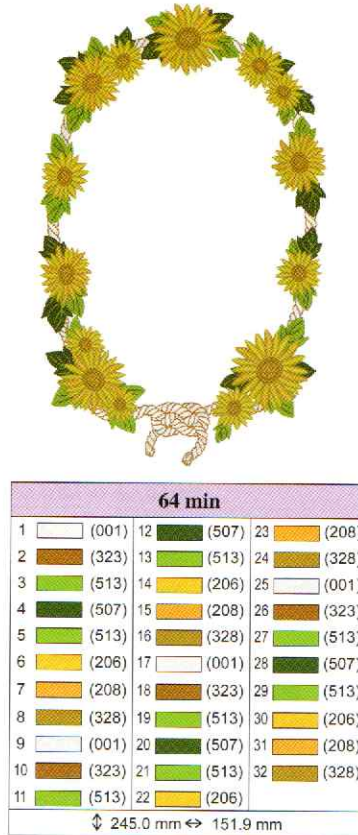
Os padrões marcados com ● foram invertidos. Verifique o posicionamento do seu desenho antes de bordar.

Дизайны, отмеченные знаком ●, повернуты. Проверьте расположение дизайна перед началом вышивания.

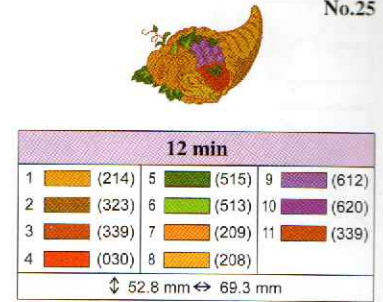
No.19



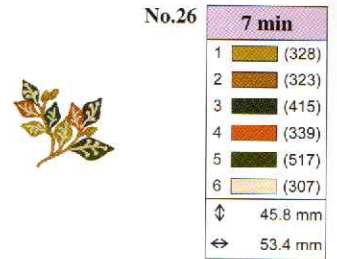
No.22



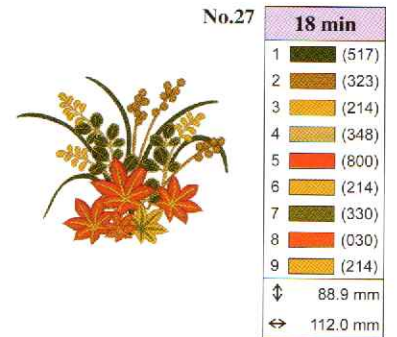
No.25



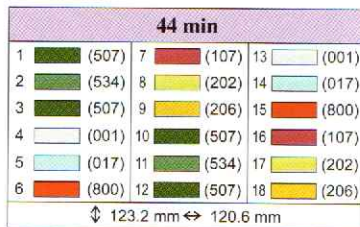
No.26



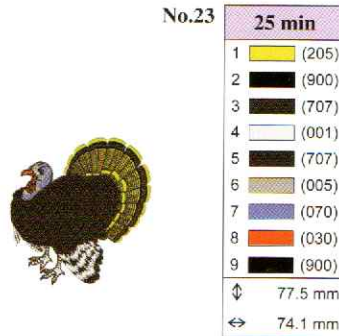
No.27



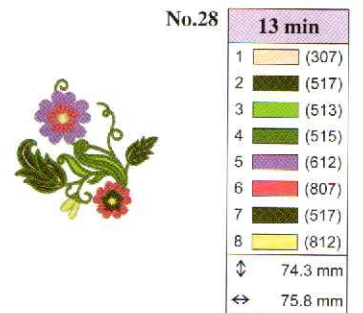
No.20



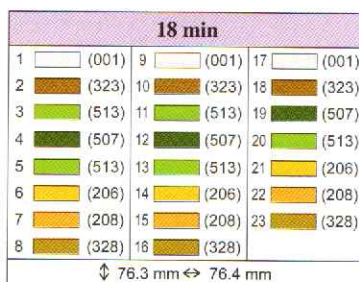
No.23



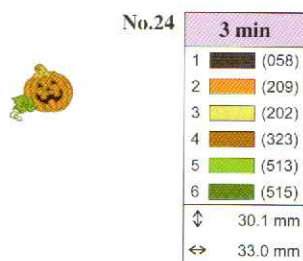
No.28




No.21



No.24



No.29



Embroidery Pattern Color Change Table
Stickmuster-Farbtabelle
Tableau de changement de couleur des motifs de broderie
Kleurwijzigingstabel voor de borduurpatronen
Tabella di cambiamento colori dei ricami
Tabla de cambio de color para patrones de bordado
Tabela de alteração de cor do padrão de bordado
Таблицы цветов нитей для вышивок

No.30



15 min	
1	(348)
2	(214)
3	(126)
4	(208)
5	(513)
6	(058)
7	(208)
8	(214)
9	(126)
10	(348)
11	(058)
12	(348)
13	(339)
↕ 55.9 mm	
↔ 122.9 mm	

No.32



42 min		
1	(399)	12 (328)
2	(328)	13 (517)
3	(206)	14 (206)
4	(337)	15 (339)
5	(339)	16 (337)
6	(517)	17 (542)
7	(328)	18 (058)
8	(058)	19 (542)
9	(542)	20 (399)
10	(399)	21 (328)
11	(058)	22 (206)
12	(328)	23 (339)
13	(517)	24 (542)
14	(206)	25 (517)
15	(339)	26 (058)
16	(337)	27 (399)
17	(542)	28 (206)
18	(058)	29 (517)
19	(542)	30 (339)
20	(399)	31 (328)
21	(328)	32 (058)
22	(206)	33 (542)
↕ 148.1 mm ↔ 114.0 mm		

No.34



12 min		
1	(406)	5 (513)
2	(507)	6 (612)
3	(513)	7 (019)
4	(205)	8 (001)
9	(086)	10 (328)
11	(800)	12 (205)
↕ 56.1 mm ↔ 71.7 mm		

No.35



4 min	
1	(323)
2	(208)
3	(507)
4	(800)
↕ 49.4 mm	
↔ 40.2 mm	

No.31



38 min		
1	(348)	12 (348)
2	(214)	13 (214)
3	(515)	14 (333)
4	(214)	15 (328)
5	(333)	16 (323)
6	(517)	17 (515)
7	(323)	18 (214)
8	(058)	19 (517)
9	(348)	20 (323)
10	(515)	21 (348)
11	(517)	22 (333)
↕ 123.4 mm ↔ 123.6 mm		

● No.33



52 min		
1	(399)	14 (206)
2	(328)	15 (339)
3	(206)	16 (058)
4	(337)	17 (337)
5	(339)	18 (542)
6	(517)	19 (328)
7	(328)	20 (517)
8	(399)	21 (206)
9	(542)	22 (328)
10	(058)	23 (399)
11	(542)	24 (339)
12	(399)	25 (337)
13	(517)	26 (328)
14	(206)	27 (058)
15	(339)	28 (542)
16	(058)	29 (399)
17	(337)	30 (328)
18	(542)	31 (542)
19	(328)	32 (206)
20	(517)	33 (339)
21	(206)	34 (517)
22	(328)	35 (328)
23	(399)	36 (058)
24	(339)	37 (542)
25	(337)	38 (399)
↕ 240.0 mm ↔ 152.5 mm		

No.36



8 min	
1	(001)
2	(017)
3	(206)
4	(807)
5	(612)
6	(515)
↕ 54.5 mm	
↔ 76.3 mm	

No.37



6 min	
1	(001)
2	(800)
3	(817)
4	(214)
5	(209)
6	(900)
↕ 60.8 mm	
↔ 30.4 mm	

No.38



6 min	
1	(030)
↕ 77.8 mm	
↔ 75.2 mm	

Patterns marked with ● have been rotated. Check your design placement prior to embroidering.
 Muster, die mit ● gekennzeichnet sind, wurden gedreht. Überprüfen Sie die Platzierung Ihres Designs, bevor Sie mit Sticken beginnen.
 Les motifs signalés par ● ont été pivotés. Vérifiez l'emplacement de votre motif avant de commencer à broder.
 Patronen die zijn gemarkeerd met ● zijn gedraaid. Controleer de plaats van uw ontwerp voordat u gaat borduren.
 I ricami contrassegnati dal simbolo ● appaiono ruotati. Prima di procedere verificare la posizione del ricamo.
 Los patrones marcados con ● se han girado. Compruebe la colocación del diseño antes de bordar.
 Os padrões marcados com ● foram invertidos. Verifique o posicionamento do seu desenho antes de bordar.
 Дизайны, отмеченные знаком ●, повернуты. Проверьте расположение дизайна перед началом вышивания.

No.39

12 min



1	(058)
2	(515)
3	(800)
4	(206)
5	(323)
6	(058)
7	(534)
↕	56.0 mm
↔	89.4 mm

No.42

22 min



1	(399)
2	(348)
3	(507)
4	(800)
5	(348)
6	(507)
7	(800)
8	(348)
↕	95.8 mm
↔	102.3 mm

No.40

16 min



1	(328)
2	(348)
3	(126)
4	(206)
5	(107)
6	(001)
7	(507)
8	(328)
9	(107)
↕	92.4 mm
↔	90.7 mm

No.43

11 min



1	(507)
2	(328)
3	(001)
4	(800)
5	(328)
↕	52.8 mm
↔	98.5 mm

No.41



12 min	
1	(058)
2	(307)
3	(206)
4	(001)
5	(058)
6	(507)
7	(800)
8	(019)
9	(030)
10	(017)
11	(019)
12	(001)
↕	75.1 mm
↔	100.1 mm

● No.44

13 min



1	(507)
2	(328)
3	(001)
4	(800)
5	(328)
↕	205.4 mm
↔	58.6 mm

- ♥ Refer to the machine's operation manual for details on how to embroider appliqués.
- ♥ Weitere Hinweise zum Sticken von Applikationen finden Sie in der Bedienungsanleitung der Maschine.
- ♥ Reportez-vous au manuel d'instructions de la machine pour plus d'informations sur la broderie des appliqués.
- ♥ Meer bijzonderheden over het borduren van applicaties vindt u in de Bedieningshandleiding bij de machine.
- ♥ Consultare il manuale d'istruzione per i dettagli relativi al ricamo di appliqué.
- ♥ Consulte las instrucciones detalladas acerca de cómo bordar adornos en el Manual de instrucciones de la máquina.
- ♥ Consulte o manual de operações da máquina para obter detalhes sobre como bordar apliques.
- ♥ Инструкции по вышиванию аппликаций приведены в руководстве пользователя машины.

Patterns marked with ● have been rotated. Check your design placement prior to embroidering.

Muster, die mit ● gekennzeichnet sind, wurden gedreht. Überprüfen Sie die Platzierung Ihres Designs, bevor Sie mit Sticken beginnen.

Les motifs signalés par ● ont été pivotés. Vérifiez l'emplacement de votre motif avant de commencer à broder.

Patronen die zijn gemarkeerd met ● zijn gedraaid. Controleer de plaats van uw ontwerp voordat u gaat borduren.

I ricami contrassegnati dal simbolo ● appaiono ruotati. Prima di procedere verificare la posizione del ricamo.

Los patrones marcados con ● se han girado. Compruebe la colocación del diseño antes de bordar.

Os padrões marcados com ● foram invertidos. Verifique o posicionamento do seu desenho antes de bordar.

Дизайны, отмеченные знаком ●, повернуты. Проверьте расположение дизайна перед началом вышивания.

Embroidery Pattern Color Change Table
Stickmuster-Farbtabelle
Tableau de changement de couleur des motifs de broderie
Kleurwijzigingstabel voor de borduurpatronen
Tabella di cambiamento colori dei ricami
Tabla de cambio de color para patrones de bordado
Tabela de alteração de cor do padrão de bordado
Таблицы цветов нитей для вышивок

- "Other" designs
- « Autres » motifs
- Ricami "Vari"
- "Outros" desenhos

- Sonstige Designs
- "Andere" ontwerpen
- "Otros" diseños
- Другие рисунки



No.45

9 min	
1	(614)
2	(620)
3	(405)
↕	82.4 mm
↔	91.2 mm



No.46

8 min	
1	(019)
2	(017)
3	(019)
↕	69.9 mm
↔	67.1 mm



No.47

4 min	
1	(707)
↕	75.0 mm
↔	43.3 mm



No.48

22 min	
1	(900)
2	(704)
3	(800)
4	(005)
5	(900)
6	(704)
↕	140.5 mm
↔	119.1 mm



No.49

38 min	
1	(843)
2	(614)
3	(517)
4	(843)
5	(517)
6	(843)
7	(517)
8	(843)
9	(614)
↕	154.1 mm
↔	118.7 mm



No.50

65 min	
1	(843)
2	(517)
3	(843)
4	(517)
5	(843)
6	(517)
7	(843)
8	(107)
9	(843)
10	(517)
11	(843)
12	(517)
13	(843)
14	(517)
15	(843)
16	(107)
17	(843)
18	(107)
19	(614)
20	(517)
↕	251.0 mm
↔	107.0 mm



No.51

2 min	
1	(473)
2	(473)
3	(473)
4	(255)
↕	42.7 mm
↔	67.2 mm

Country



No.52

24 min	
1	(339)
2	(900)
3	(515)
4	(517)
5	(810)
6	(707)
7	(001)
8	(017)
9	(420)
10	(206)
11	(209)
12	(707)
↕	90.0 mm
↔	98.1 mm



No.53

23 min	
1	(515)
2	(808)
3	(001)
4	(017)
5	(206)
6	(030)
7	(900)
↕	89.0 mm
↔	102.8 mm



No.54

29 min	
1	(323)
2	(058)
3	(517)
4	(519)
5	(010)
6	(205)
7	(339)
8	(001)
9	(017)
10	(058)
11	(405)
12	(607)
13	(900)
↕	88.0 mm
↔	109.8 mm



No.55

19 min	
1	(515)
2	(808)
3	(205)
4	(019)
5	(001)
6	(017)
7	(206)
8	(208)
9	(900)
↕	85.3 mm
↔	104.4 mm



No.56

23 min	
1	(001)
2	(206)
3	(515)
4	(517)
5	(001)
6	(017)
7	(607)
8	(707)
↕	87.6 mm
↔	118.6 mm

No.57

34 min



1	(328)
2	(517)
3	(339)
4	(519)
5	(323)
6	(001)
7	(337)
8	(900)
9	(817)
10	(348)
11	(339)
12	(058)
↕	91.0 mm
↔	115.4 mm

No.61

12 min



1	(515)
2	(517)
3	(804)
4	(070)
5	(027)
6	(001)
7	(812)
8	(209)
9	(017)
10	(019)
11	(707)
↕	48.8 mm
↔	95.4 mm

No.67

9 min



1	(339)
2	(515)
3	(517)
4	(612)
5	(001)
6	(079)
7	(030)
8	(206)
9	(209)
10	(707)
↕	59.9 mm
↔	56.2 mm

No.58

25 min



1	(515)
2	(517)
3	(030)
4	(214)
5	(001)
6	(205)
7	(019)
8	(005)
9	(707)
↕	95.5 mm
↔	114.6 mm

No.62

7 min



1	(001)
2	(017)
3	(206)
4	(900)
↕	38.8 mm
↔	54.8 mm

No.68


13 min



1	(010)
2	(205)
3	(339)
4	(001)
5	(017)
6	(058)
↕	83.3 mm
↔	59.7 mm

No.59

27 min



1	(001)
2	(804)
3	(515)
4	(808)
5	(001)
6	(399)
7	(010)
8	(202)
9	(323)
10	(704)
↕	91.2 mm
↔	112.7 mm

No.63


1 min



1	(001)
2	(030)
3	(900)
↕	18.0 mm
↔	19.5 mm

No.69

5 min



1	-----x (001)
2	----- (001)
3	(328)
↕	155.7 mm
↔	155.3 mm

No.64

2 min



1	(001)
2	(017)
3	(206)
4	(208)
5	(900)
↕	27.0 mm
↔	21.9 mm

No.70

3 min



1	-----x (001)
2	----- (001)
3	(328)
↕	78.1 mm
↔	155.1 mm

No.60

13 min



1	(205)
2	(515)
3	(517)
4	(027)
5	(017)
6	(206)
7	(208)
8	(534)
9	(333)
10	(307)
11	(707)
↕	49.2 mm
↔	107.3 mm

No.65


5 min



1	(001)
2	(017)
3	(607)
4	(707)
↕	49.5 mm
↔	55.0 mm

No.71

5 min



1	-----x (001)
2	----- (001)
3	(328)
↕	111.4 mm
↔	111.2 mm

No.66

14 min



1	(001)
2	(348)
3	(339)
4	(058)
↕	57.2 mm
↔	48.1 mm

- ♥ Refer to the machine's operation manual for details on how to embroider appliqués.
- ♥ Weitere Hinweise zum Sticken von Applikationen finden Sie in der Bedienungsanleitung der Maschine.
- ♥ Reportez-vous au manuel d'instructions de la machine pour plus d'informations sur la broderie des appliqués.
- ♥ Meer bijzonderheden over het borduren van applicaties vindt u in de Bedieningshandleiding bij de machine.
- ♥ Consultare il manuale d'istruzione per i dettagli relativi al ricamo di appliqué.
- ♥ Consulte las instrucciones detalladas acerca de cómo bordar adornos en el Manual de instrucciones de la máquina.
- ♥ Consulte o manual de operações da máquina para obter detalhes sobre como bordar apliques.
- ♥ Инструкции по вышиванию аппликаций приведены в руководстве пользователя машины.

Embroidery Pattern Color Change Table
Stickmuster-Farbtabelle
Tableau de changement de couleur des motifs de broderie
Kleurwijzigingstabel voor de borduurpatronen
Tabella di cambiamento colori dei ricami
Tabla de cambio de color para patrones de bordado
Tabela de alteração de cor do padrão de bordado
Таблицы цветов нитей для вышивок

◆ Large Buttonhole Patterns

◆ Grands motifs de boutonnieres

◆ Ricami per asole grandi


◆ Padrões de casas para botões grandes

◆ Muster für große Knopflöcher

◆ Grote knoopsgatpatronen

◆ Patrones para ojales de gran tamaño

◆ Большие петли для вышивания



It is recommended to combine these buttonholes with the "Design Patterns (for Buttonhole Decoration)" on page 28.

Es wird empfohlen, diese Knopflöcher mit den „Designmustern (zum Dekorieren von Knopflöchern)“ auf Seite 28 zu kombinieren.

Il est recommandé de combiner ces boutonnieres avec les « motifs de dessins (pour la décoration des boutonnieres) » de la page 28.

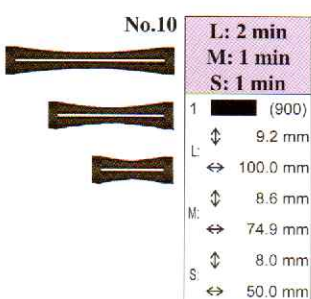

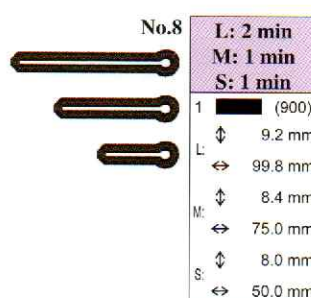
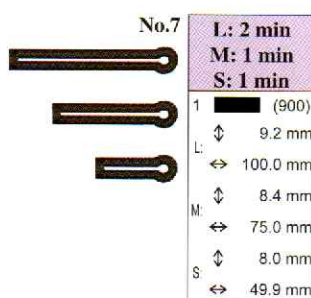
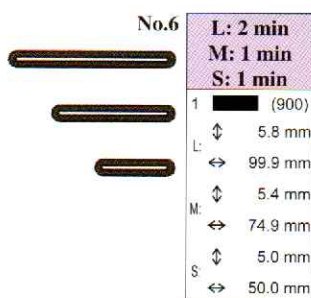

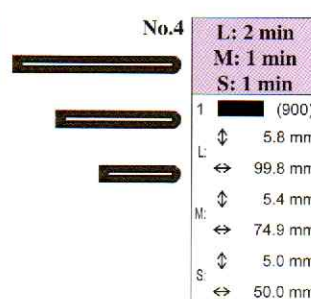

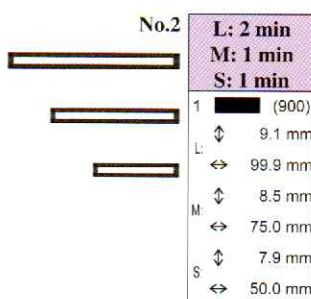

Het is aan te raden om deze patronen te combineren met de "Ontwerp patronen (om knoopsgaten te versieren)" op pagina 28.

Si consiglia di combinare queste asole con i ricami di "Creazione di ricami (per la decorazione di asole)" a pagina 28.

Es recomendable combinar estos ojales con los "Patrones de diseño (para la decoración de ojales)" en la página 28.

Recomendamos que você combine estes caseados com os "Padrões de desenho (para decoração de caseados)" exibidos na página 28.

Рекомендуется комбинировать эти петли с дизайнами, приведенными на стр. 28.



- ◆ Design Patterns (for Buttonhole Decoration)
- ◆ Motifs de dessins (pour la décoration des boutonnieres)
- ◆ Creazione di ricami (per la decorazione di asole)
- ◆ Padrões de desenho (para decoração de caseados)

- ◆ Designmuster (zum Dekorieren von Knopflöchern)
- ◆ Ontwerppatronen (om knoopsgaten te versieren)
- ◆ Patrones de diseño (para la decoración de ojales)
- ◆ Дизайны для украшения петель



It is recommended to use these designs to decorate the "Large Buttonhole Patterns" on page 27.

Es wird empfohlen, diese Muster zur Verzierung der „Muster für große Knopflöcher“ auf Seite 27 zu verwenden.

Il est recommandé d'utiliser ces motifs pour décorer les « grands motifs de boutonnieres » de la page 27.

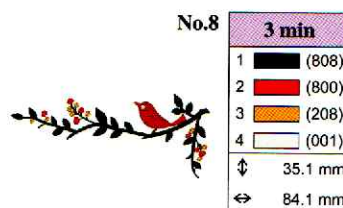
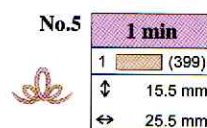
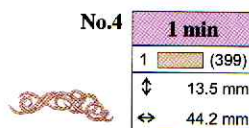
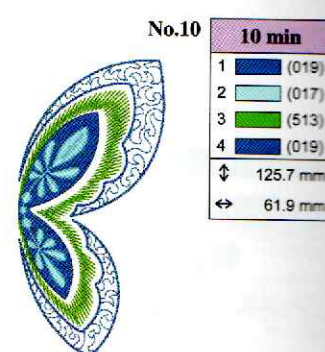
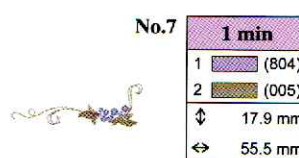
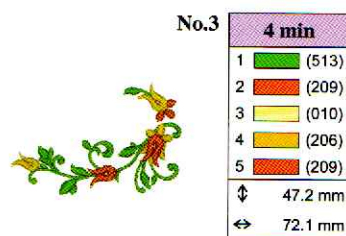
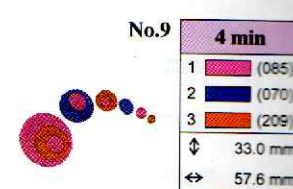
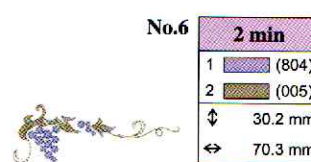
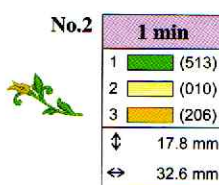
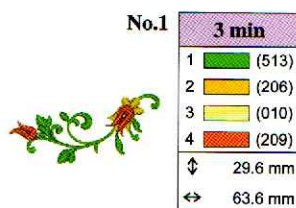
Het is aan te raden om deze patronen te gebruiken ter decoratie van de "Grote knoopsgatpatronen" op pagina 27.

Si consiglia di utilizzare questi ricami per decorare i "Ricami per asole grandi" a pagina 27.

Es recomendable utilizar estos diseños para decorar los "Patrones para ojales de gran tamaño" en la página 27.

Recomenda-se usar esses desenhos para decorar os "Padrões de casas para botões grandes" exibidos na página 27.

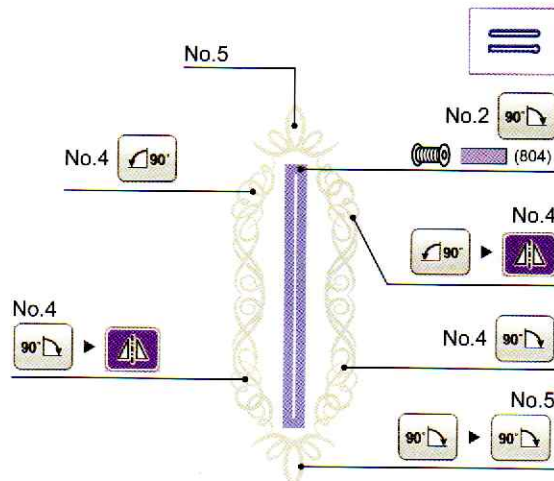
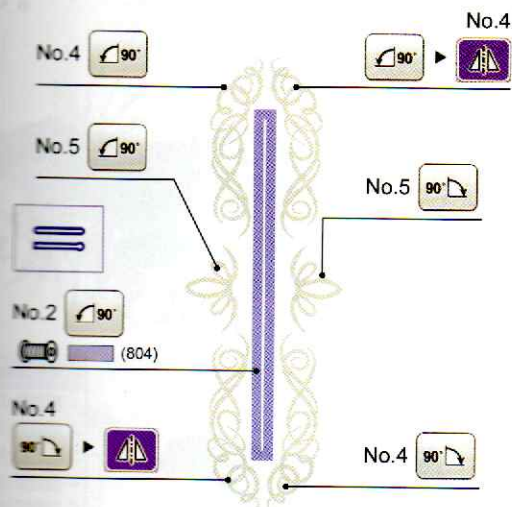
Рекомендуется использовать эти дизайны для украшения петель, приведенных на стр. 27.



Embroidery Pattern Color Change Table
Stickmuster-Farbtabelle
Tableau de changement de couleur des motifs de broderie
Kleurwijzigingstabel voor de borduurpatronen
Tabella di cambiamento colori dei ricami
Tabla de cambio de color para patrones de bordado
Tabela de alteração de cor do padrão de bordado
Таблицы цветов нитей для вышивок

- Combining embroidery patterns
- Combinaison de motifs de broderie
- Combinazione di ricami
- Combinação de padrões de bordado

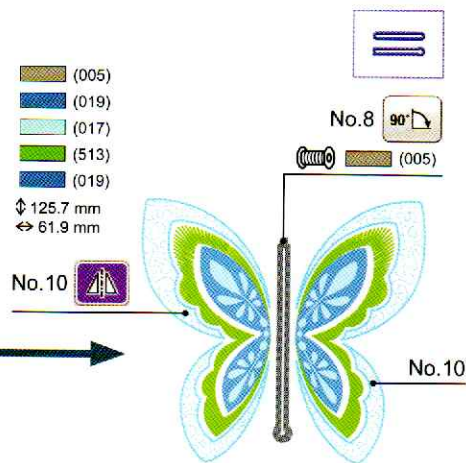
- Kombinieren von Stickmustern
- Borduurpatronen combineren
- Combinar patrones de bordado
- Комбинирование дизайнов вышивания



(005)
 (019)
 (017)
 75.0 mm
 34.0 mm

(005)
 (019)
 (017)
 (513)
 100.0 mm
 47.0 mm

(005)
 (019)
 (017)
 (513)
 (019)
 125.7 mm
 61.9 mm



◆ Embroidery Patterns Group #2

◆ Motifs de broderie Groupe #2

◆ Gruppo ricami #2

◆ Grupo de padrões de bordado #2

◆ Stickmuster Gruppe #2

◆ Borduurpatronengroep #2

◆ Grupo de patrones de bordado #2

◆ Группа дизайнов для вышивания #2




No.1

68 min



1	(502)
2	(812)
3	(085)
4	(124)
5	(804)
6	(086)
↕	158.2 mm
↔	154.7 mm

● No.4




● No.2

57 min



1	(124)
2	(085)
3	(001)
4	(812)
5	(804)
6	(126)
7	(086)
↕	175.8 mm
↔	117.0 mm

60 min



1	(513)
2	(542)
3	(010)
4	(348)
5	(214)
6	(337)
7	(323)
8	(058)
9	(017)
10	(804)
11	(612)
12	(019)
13	(206)
14	(900)
15	(804)
16	(070)
17	(810)
18	(612)
↕	231.3 mm
↔	152.8 mm

No.3

22 min



1	(086)
2	(812)
3	(086)
4	(085)
5	(070)
↕	252.2 mm
↔	125.1 mm

Patterns marked with ● have been rotated. Check your design placement prior to embroidering.

Muster, die mit ● gekennzeichnet sind, wurden gedreht. Überprüfen Sie die Platzierung Ihres Designs, bevor Sie mit Sticken beginnen.

Les motifs signalés par ● ont été pivotés. Vérifiez l'emplacement de votre motif avant de commencer à broder.

Patronen die zijn gemarkeerd met ● zijn gedraaid. Controleer de plaats van uw ontwerp voordat u gaat borduren.

I ricami contrassegnati dal simbolo ● appaiono ruotati. Prima di procedere verificare la posizione del ricamo.

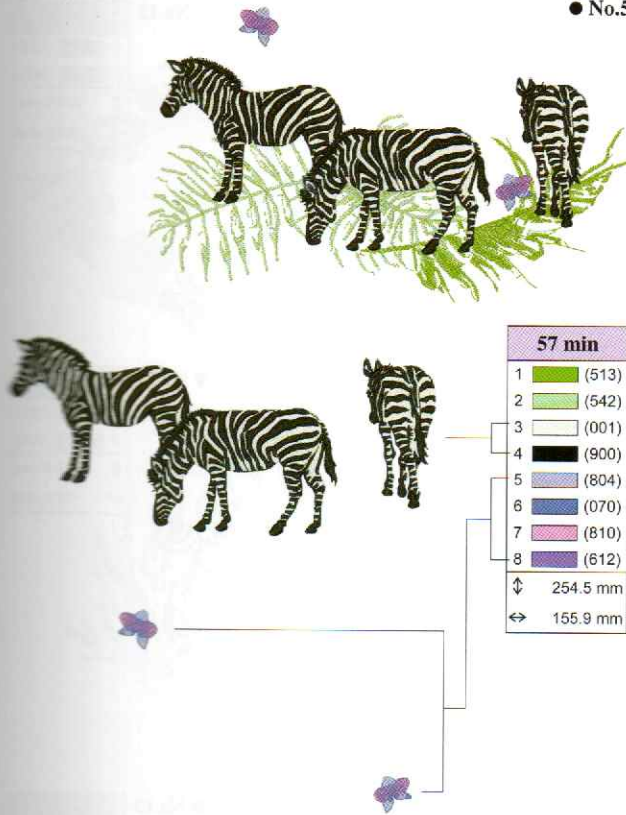
Los patrones marcados con ● se han girado. Compruebe la colocación del diseño antes de bordar.

Os padrões marcados com ● foram invertidos. Verifique o posicionamento do seu desenho antes de bordar.

Дизайны, отмеченные знаком ●, повернуты. Проверьте расположение дизайна перед началом вышивания.

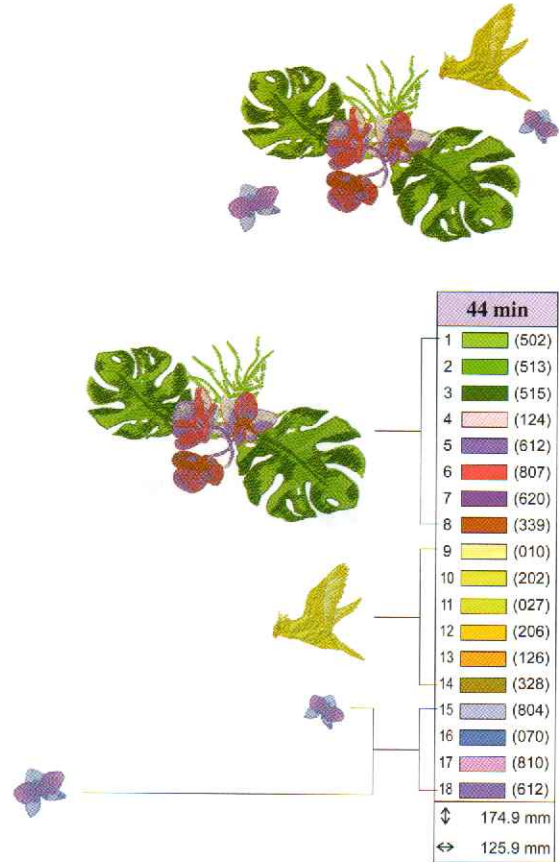
Embroidery Pattern Color Change Table
 Stickmuster-Farbtabelle
 Tableau de changement de couleur des motifs de broderie
 Kleurwijzigingstabel voor de borduurpatronen
 Tabella di cambiamento colori dei ricami
 Tabla de cambio de color para patrones de bordado
 Tabela de alteração de cor do padrão de bordado
 Таблицы цветов нитей для вышивок

● No.5




57 min	
1	(513)
2	(542)
3	(001)
4	(900)
5	(804)
6	(070)
7	(810)
8	(612)
↓ 254.5 mm	
↔ 155.9 mm	

● No.7



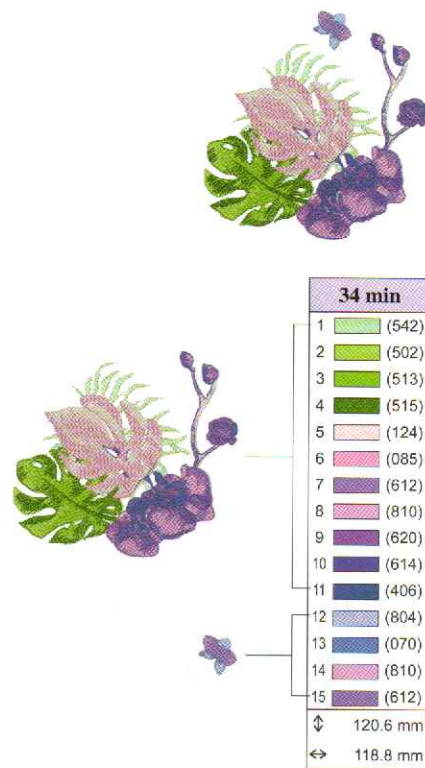
44 min	
1	(502)
2	(513)
3	(515)
4	(124)
5	(612)
6	(807)
7	(620)
8	(339)
9	(010)
10	(202)
11	(027)
12	(206)
13	(126)
14	(328)
15	(804)
16	(070)
17	(810)
18	(612)
↓ 174.9 mm	
↔ 125.9 mm	

● No.6



48 min	
1	(515)
2	(513)
3	(509)
4	(507)
5	(515)
6	(534)
7	(010)
8	(348)
9	(214)
10	(337)
11	(323)
12	(058)
13	(804)
14	(070)
15	(810)
16	(612)
↓ 175.6 mm	
↔ 124.6 mm	

No.8



34 min	
1	(542)
2	(502)
3	(513)
4	(515)
5	(124)
6	(085)
7	(612)
8	(810)
9	(620)
10	(614)
11	(406)
12	(804)
13	(070)
14	(810)
15	(612)
↓ 120.6 mm	
↔ 118.8 mm	

No.9



99 min	
1	(348)
2	(058)
3	(323)
4	(079)
5	(348)
6	(323)
7	(307)
8	(079)
9	(058)
10	(515)
11	(509)
12	(323)
13	(058)
14	(420)
15	(509)
16	(030)
17	(307)
18	(206)
19	(420)
20	(085)
↕ 255.2 mm	
↔ 130.6 mm	

No.13

10 min


1	(328)
2	(005)
↕ 153.3 mm	
↔ 153.0 mm	



● No.14

17 min

1	(005)
2	(328)
↕ 255.6 mm	
↔ 126.0 mm	



● No.10

29 min



1	(812)	11	(502)
2	(208)	12	(070)
3	(070)	13	(330)
4	(330)	14	(812)
5	(337)	15	(502)
6	(502)	16	(070)
7	(812)	17	(337)
8	(208)	18	(330)
9	(070)	19	(208)
10	(337)		
↕ 175.0 mm ↔ 96.7 mm			

● No.15

18 min

1	(399)
2	(005)
3	(328)
↕ 175.9 mm	
↔ 82.8 mm	



No.11

38 min




1	(001)	9	(214)
2	(337)	10	(337)
3	(214)	11	(058)
4	(812)	12	(323)
5	(323)	13	(017)
6	(079)	14	(019)
7	(001)	15	(001)
8	(812)	16	(812)
↕ 121.7 mm ↔ 77.4 mm			

● No.16

8 min

1	(900)
↕ 173.6 mm	
↔ 106.0 mm	



No.12

32 min



1	(328)
↕ 120.7 mm	
↔ 155.9 mm	

No.17

10 min

1	(900)
↕ 150.4 mm	
↔ 153.3 mm	



Embroidery Pattern Color Change Table
Stickmuster-Farbtabelle
Tableau de changement de couleur des motifs de broderie
Kleurwijzigingstabel voor de borduurpatronen
Tabella di cambiamento colori dei ricami
Tabla de cambio de color para patrones de bordado
Tabela de alteração de cor do padrão de bordado
Таблицы цветов нитей для вышивок

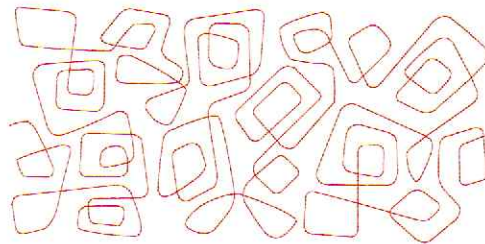
● No.18

42 min	
1	(502)
2	(804)
3	(607)
4	(001)
5	(206)
6	(126)
7	(079)
8	(019)
9	(001)
↕	230.6 mm
↔	153.5 mm



● No.22

3 min	
1	(807)
↕	255.8 mm
↔	121.9 mm



● No.19

28 min	
1	(502)
2	(804)
3	(607)
4	(001)
5	(206)
6	(126)
↕	173.7 mm
↔	116.1 mm




● No.23

3 min	
1	(209)
↕	255.6 mm
↔	126.4 mm




No.20

19 min	
1	(502)
2	(348)
3	(001)
4	(206)
5	(126)
6	(079)
7	(001)
8	(804)
9	(607)
↕	115.1 mm
↔	113.5 mm




● No.24

4 min	
1	(330)
↕	175.8 mm
↔	114.4 mm



● No.21

3 min	
1	(509)
↕	255.6 mm
↔	126.3 mm



No.25

3 min	
1	(330)
↕	115.0 mm
↔	115.2 mm



Patterns marked with ● have been rotated. Check your design placement prior to embroidering.

Muster, die mit ● gekennzeichnet sind, wurden gedreht. Überprüfen Sie die Platzierung Ihres Designs, bevor Sie mit Sticken beginnen.

Les motifs signalés par ● ont été pivotés. Vérifiez l'emplacement de votre motif avant de commencer à broder.


Patronen die zijn gemarkeerd met ● zijn gedraaid. Controleer de plaats van uw ontwerp voordat u gaat borduren.

I ricami contrassegnati dal simbolo ● appaiono ruotati. Prima di procedere verificare la posizione del ricamo.

Los patrones marcados con ● se han girado. Compruebe la colocación del diseño antes de bordar.


Os padrões marcados com ● foram invertidos. Verifique o posicionamento do seu desenho antes de bordar.

Дизайны, отмеченные знаком ●, повернуты. Проверьте расположение дизайна перед началом вышивки.



● No.26

3 min	
1	(405)
↕	175.5 mm
↔	125.9 mm




No.29

4 min	
1	(208)
↕	155.6 mm
↔	155.6 mm



No.27

3 min	
1	(405)
↕	125.9 mm
↔	125.9 mm



● No.30

7 min	
1	(019)
↕	255.4 mm
↔	125.7 mm



● No.28

3 min	
1	(208)
↕	175.8 mm
↔	92.0 mm

Patterns marked with ● have been rotated. Check your design placement prior to embroidering.

Muster, die mit ● gekennzeichnet sind, wurden gedreht. Überprüfen Sie die Platzierung Ihres Designs, bevor Sie mit Sticken beginnen.

Les motifs signalés par ● ont été pivotés. Vérifiez l'emplacement de votre motif avant de commencer à broder.

Patronen die zijn gemarkeerd met ● zijn gedraaid. Controleer de plaats van uw ontwerp voordat u gaat borduren.

I ricami contrassegnati dal simbolo ● appaiono ruotati. Prima di procedere verificare la posizione del ricamo.

Los patrones marcados con ● se han girado. Compruebe la colocación del diseño antes de bordar.

Os padrões marcados com ● foram invertidos. Verifique o posicionamento do seu desenho antes de bordar.

Дизайны, отмеченные знаком ●, повернуты. Проверьте расположение дизайна перед началом вышивания.

Embroidery Pattern Color Change Table
 Stickmuster-Farbtabelle
 Tableau de changement de couleur des motifs de broderie
 Kleurwijzigingstabel voor de borduurpatronen
 Tabella di cambiamento colori dei ricami
 Tabla de cambio de color para patrones de bordado
 Tabela de alteração de cor do padrão de bordado
 Таблицы цветов нитей для вышивок

◆ Brother "Exclusives" Patterns

◆ Motifs Brother « exclusifs »

◆ Ricami "Esclusivi" Brother

◆ Padrões "Exclusivos" da Brother

◆ Brother-Exklusiv-Muster

◆ Brother patronen "Exclusief"

◆ Patrones "Exclusivos" de Brother

◆ Эксклюзивные дизайны от Brother



No.1

4 min
1 (542)
2 (337)
↑ 52.0 mm
↔ 85.8 mm




● No.7

50 min
1 (900)
↑ 247.8 mm
↔ 87.2 mm



No.11

48 min
1 (399)
2 (843)
↑ 175.8 mm
↔ 158.2 mm



No.2

5 min
1 (542)
2 (337)
↑ 27.6 mm
↔ 139.7 mm



No.3

5 min
1 (348)
2 (843)
3 (807)
↑ 49.8 mm
↔ 92.0 mm



● No.8

94 min
1 (323)
2 (058)
↑ 166.0 mm
↔ 120.5 mm



No.4

11 min
1 (808)
2 (515)
3 (513)
4 (323)
5 (126)
↑ 121.7 mm
↔ 83.9 mm



No.5

4 min
1 (607)
2 (612)
↑ 72.4 mm
↔ 74.2 mm



No.9

13 min
1 (330)
2 (214)
3 (337)
4 (328)
↑ 92.6 mm
↔ 87.3 mm



No.12

47 min
1 (399)
2 (843)
↑ 247.8 mm
↔ 119.6 mm



No.6

13 min
1 (612)
2 (001)
3 (086)
4 (027)
5 (086)
↑ 73.7 mm
↔ 80.0 mm



● No.10

20 min
1 (804)
2 (017)
3 (804)
4 (017)
5 (405)
↑ 176.2 mm
↔ 71.4 mm



No.13

8 min
1 (328)
↑ 83.1 mm
↔ 68.0 mm





No.14

21 min	
1	(005)
↕	132.3 mm
↔	113.4 mm



No.15

10 min	
1	(406)
↕	95.9 mm
↔	89.9 mm



No.16

17 min	
1	(406)
↕	230.9 mm
↔	37.8 mm



No.17

45 min	
1	(817)
↕	254.6 mm
↔	158.2 mm



No.18

55 min	
1	(515)
2	(808)
3	(086)
4	(079)
5	(124)
6	(086)
7	(807)
8	(124)
9	(515)
10	(808)
11	(086)
12	(124)
13	(079)
14	(086)
15	(807)
↕	128.5 mm
↔	116.0 mm



No.19

24 min	
1	(079)
2	(124)
3	(086)
4	(807)
5	(515)
6	(808)
7	(079)
8	(124)
9	(807)
10	(086)
↕	77.4 mm
↔	94.9 mm



No.20

16 min	
1	(086)
2	(124)
3	(807)
4	(515)
5	(808)
6	(086)
7	(079)
8	(124)
9	(086)
10	(807)
↕	49.8 mm
↔	83.8 mm



No.21

15 min	
1	(399)
2	(817)
3	(079)
4	(124)
5	(086)
6	(107)
7	(086)
8	(124)
9	(086)
10	(107)
↕	56.2 mm
↔	70.1 mm



No.22

5 min	
1	(507)
2	(124)
3	(030)
4	(502)
5	(079)
6	(030)
7	(339)
↕	25.4 mm
↔	41.5 mm



No.23

19 min	
1	(502)
2	(507)
3	(079)
4	(800)
5	(502)
6	(339)
7	(124)
8	(079)
9	(030)
10	(339)
11	(800)
12	(507)
13	(079)
14	(124)
15	(339)
16	(800)
17	(502)
18	(124)
19	(030)
20	(079)
21	(339)
22	(800)
↕	76.6 mm
↔	134.9 mm



No.24

12 min	
1	(017)
2	(420)
3	(019)
4	(502)
5	(027)
6	(339)
7	(420)
8	(017)
9	(019)
10	(017)
11	(420)
12	(019)
↕	43.2 mm
↔	69.9 mm



No.25

17 min	
1	(017)
2	(420)
3	(019)
4	(502)
5	(027)
6	(339)
7	(420)
8	(017)
9	(019)
10	(017)
11	(420)
12	(019)
13	(017)
14	(420)
15	(019)
16	(502)
17	(027)
18	(339)
19	(420)
20	(017)
21	(019)
22	(017)
23	(420)
24	(019)
↕	28.5 mm
↔	125.7 mm

Embroidery Pattern Color Change Table
Stickmuster-Farbtabelle
Tableau de changement de couleur des motifs de broderie
Kleurwijzigingstabel voor de borduurpatronen
Tabella di cambiamento colori dei ricami
Tabla de cambio de color para patrones de bordado
Tabela de alteração de cor do padrão de bordado
Таблицы цветов нитей для вышивок

No.26 **21 min**

1	(206)
2	(085)
3	(019)
4	(085)
5	(704)
6	(209)
7	(030)
↕	93.7 mm
↔	56.8 mm



No.30 **14 min**

1	(085)
2	(205)
3	(019)
4	(704)
5	(209)
6	(030)
↕	92.4 mm
↔	53.3 mm



No.34 **19 min**

1	(513)
2	(001)
3	(206)
4	(515)
5	(704)
6	(209)
7	(030)
↕	95.1 mm
↔	60.1 mm



No.27 **11 min**

1	(420)
2	(406)
3	(019)
4	(704)
5	(209)
6	(030)
↕	94.3 mm
↔	41.0 mm



No.31 **15 min**

1	(807)
2	(085)
3	(019)
4	(704)
5	(209)
6	(030)
↕	91.9 mm
↔	50.5 mm



No.35 **15 min**

1	(019)
2	(534)
3	(509)
4	(704)
5	(209)
6	(030)
↕	95.9 mm
↔	57.8 mm



No.28 **15 min**

1	(209)
2	(206)
3	(704)
4	(209)
5	(030)
↕	94.8 mm
↔	56.3 mm



No.32 **15 min**

1	(001)
2	(420)
3	(206)
4	(086)
5	(704)
6	(209)
7	(030)
↕	93.7 mm
↔	53.0 mm



No.36 **27 min**

1	× (017)
2	× (010)
3	× (017)
4	× (017)
5	× (017)
6	× (010)
7	× (010)
8	(085)
9	(086)
10	(800)
↕	182.8 mm
↔	136.5 mm



No.29 **13 min**

1	(086)
2	(124)
3	(704)
4	(209)
5	(030)
↕	93.8 mm
↔	55.5 mm



No.33 **12 min**

1	(405)
2	(027)
3	(019)
4	(704)
5	(209)
6	(030)
↕	93.0 mm
↔	52.9 mm



- Refer to the machine's operation manual for details on how to embroider appliqués.
- Weitere Hinweise zum Sticken von Applikationen finden Sie in der Bedienungsanleitung der Maschine.
- Reportez-vous au manuel d'instructions de la machine pour plus d'informations sur la broderie des appliqués.
- Meer bijzonderheden over het borduren van applicaties vindt u in de Bedieningshandleiding bij de machine.
- Consultare il manuale d'istruzione per i dettagli relativi al ricamo di appliqué.
- Consulte las instrucciones detalladas acerca de cómo bordar adornos en el Manual de instrucciones de la máquina.
- Consulte o manual de operações da máquina para obter detalhes sobre como bordar apliques.
- Инструкции по вышиванию аппликаций приведены в руководстве пользователя машины.

Patterns marked with ● have been rotated. Check your design placement prior to embroidering.

Muster, die mit ● gekennzeichnet sind, wurden gedreht. Überprüfen Sie die Platzierung Ihres Designs, bevor Sie mit Sticken beginnen.

Les motifs signalés par ● ont été pivotés. Vérifiez l'emplacement de votre motif avant de commencer à broder.


Patronen die zijn gemarkeerd met ● zijn gedraaid. Controleer de plaats van uw ontwerp voordat u gaat borduren.

I ricami contrassegnati dal simbolo ● appaiono ruotati. Prima di procedere verificare la posizione del ricamo.

Los patrones marcados con ● se han girado. Compruebe la colocación del diseño antes de bordar.

Os padrões marcados com ● foram invertidos. Verifique o posicionamento do seu desenho antes de bordar.

Дизайны, отмеченные знаком ●, повернуты. Проверьте расположение дизайна перед началом вышивки.



No.37

57 min	
1	(206)
2	(019)
3	(513)
4	(005)
5	(800)
6	(086)
7	(001)
8	(070)
9	(019)
↓	174.6 mm
↔	149.3 mm



No.42

3 min	
1	(058)
2	(058)
3	(058)
4	(058)
↓	35.5 mm
↔	85.0 mm



No.44

5 min	
1	(800)
2	(800)
3	(800)
4	(007)
↓	129.9 mm
↔	62.4 mm



No.38

7 min	
1	(512)
2	(505)
3	(512)
4	(512)
5	(505)
6	(505)
7	(745)
8	(463)
9	(575)
10	(463)
11	(575)
12	(043)
↓	56.3 mm
↔	85.9 mm

Country



No.43

8 min	
1	(900)
2	(900)
3	(900)
4	(707)
↓	56.0 mm
↔	145.4 mm



No.45

32 min	
1	(017)
2	(017)
3	(017)
4	(007)
5	(005)
6	(406)
7	(019)
↓	177.6 mm
↔	114.2 mm



No.39

3 min	
1	(149)
2	(463)
3	(463)
4	(463)
5	(463)
6	(149)
7	(149)
8	(000)
↓	76.2 mm
↔	59.3 mm

Country



No.46

2 min	
1	(158)
↓	66.8 mm
↔	59.8 mm

Country



No.40

51 min	
1	(812)
2	(019)
3	(017)
4	(007)
↓	126.6 mm
↔	108.8 mm



No.47

6 min	
1	(158)
↓	249.8 mm
↔	72.9 mm

Country



No.48

12 min	
1	(158)
↓	176.7 mm
↔	82.0 mm


Country



No.41

4 min	
1	(800)
2	(800)
3	(800)
4	(800)
5	(086)
6	(085)
7	(058)
8	(001)
↓	47.8 mm
↔	79.4 mm

Country




No.49

11 min	
1	(158)
↓	252.3 mm
↔	78.2 mm


Country

Embroidery Pattern Color Change Table
Stickmuster-Farbtabelle
Tableau de changement de couleur des motifs de broderie
Kleurwijzigingstabel voor de borduurpatronen
Tabella di cambiamento colori dei ricami
Tabla de cambio de color para patrones de bordado
Tabela de alteração de cor do padrão de bordado
Таблицы цветов нитей для вышивок



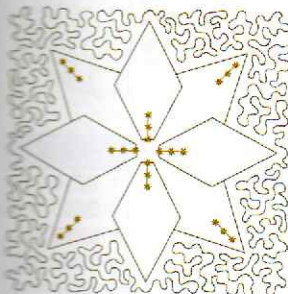
No.50

12 min	
1	■ (330)
2	■ (328)
3	■ (810)
↕	146.0 mm
↔	146.5 mm




No.53

4 min	
1	■ (517)
2	■ (330)
↕	63.5 mm
↔	103.8 mm



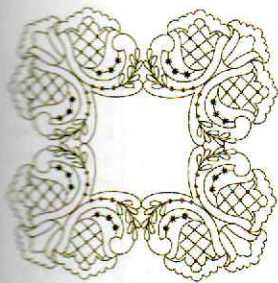
No.51

10 min	
1	■ (704)
2	■ (328)
↕	151.1 mm
↔	149.8 mm





No.54

12 min	
1	■ (079)
2	■ (058)
↕	141.3 mm
↔	141.8 mm



No.52

14 min	
1	■ (517)
2	■ (330)
↕	143.8 mm
↔	143.0 mm



● No.55

11 min	
1	■ (058)
2	■ (079)
↕	230.0 mm
↔	148.6 mm

- Refer to the machine's operation manual for details on how to embroider appliqués.
- Weitere Hinweise zum Sticken von Applikationen finden Sie in der Bedienungsanleitung der Maschine.
- Reportez-vous au manuel d'instructions de la machine pour plus d'informations sur la broderie des appliqués.
- Meer bijzonderheden over het borduren van applicaties vindt u in de Bedieningshandleiding bij de machine.
- Consultare il manuale d'istruzione per i dettagli relativi al ricamo di appliqué.
- Consulte las instrucciones detalladas acerca de cómo bordar adornos en el Manual de instrucciones de la máquina.
- Consulte o manual de operações da máquina para obter detalhes sobre como bordar apliques.
- Инструкции по вышиванию аппликаций приведены в руководстве пользователя машины.

Patterns marked with ● have been rotated. Check your design placement prior to embroidering.

Muster, die mit ● gekennzeichnet sind, wurden gedreht. Überprüfen Sie die Platzierung Ihres Designs, bevor Sie mit Sticken beginnen.

Les motifs signalés par ● ont été pivotés. Vérifiez l'emplacement de votre motif avant de commencer à broder.

Patronen die zijn gemarkeerd met ● zijn gedraaid. Controleer de plaats van uw ontwerp voordat u gaat borduren.

I ricami contrassegnati dal simbolo ● appaiono ruotati. Prima di procedere verificare la posizione del ricamo.

Los patrones marcados con ● se han girado. Compruebe la colocación del diseño antes de bordar.

Os padrões marcados com ● foram invertidos. Verifique o posicionamento do seu desenho antes de bordar.

Дизайны, отмеченные знаком ●, повернуты. Проверьте расположение дизайна перед началом вышивки.

◆ Floral Alphabet #1

◆ Alphabet floral #1

◆ Alfabeto floreal #1

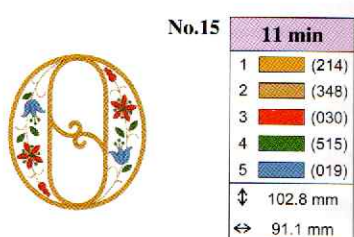
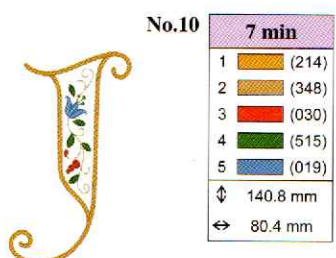
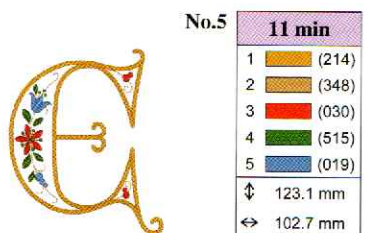
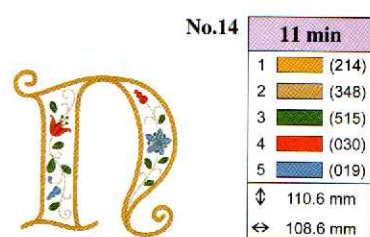
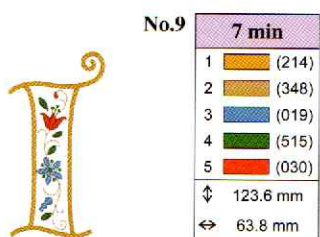
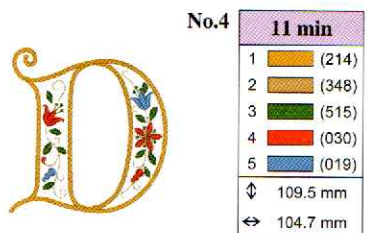


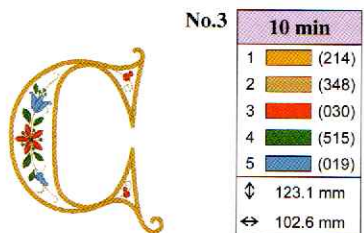
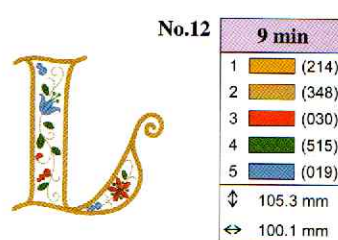



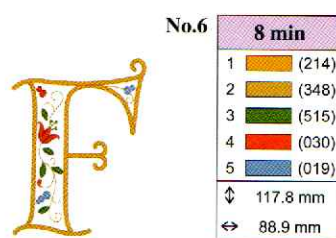
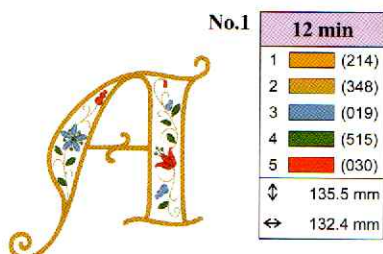
◆ Alfabeto floral #1

◆ Blumenbuchstaben #1


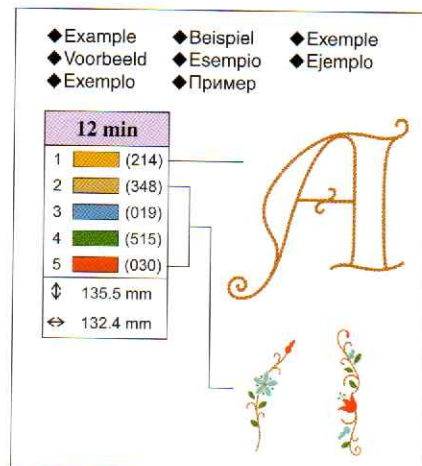

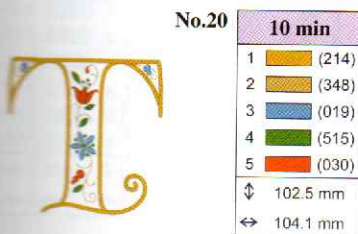
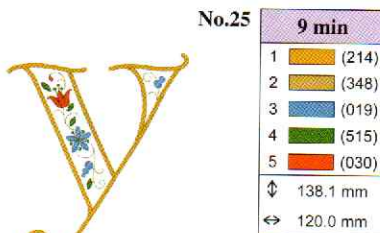




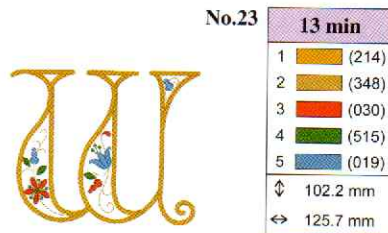

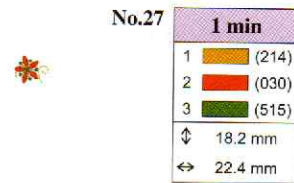
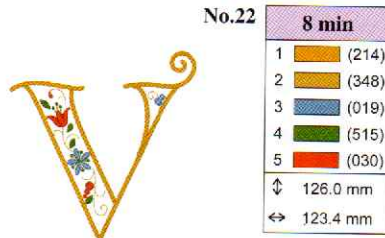

◆ Bloemenalfabet #1

◆ Alfabeto floral #1

◆ Цветочный шрифт #1



Embroidery Pattern Color Change Table
Stickmuster-Farbtabelle
Tableau de changement de couleur des motifs de broderie
Kleurwijzigingstabel voor de borduurpatronen
Tabella di cambiamento colori dei ricami
Tabla de cambio de color para patrones de bordado
Tabela de alteração de cor do padrão de bordado
Таблицы цветов нитей для вышивок



Patterns marked with ● have been rotated. Check your design placement prior to embroidering.

Muster, die mit ● gekennzeichnet sind, wurden gedreht. Überprüfen Sie die Platzierung Ihres Designs, bevor Sie mit Sticken beginnen.

Les motifs signalés par ● ont été pivotés. Vérifiez l'emplacement de votre motif avant de commencer à broder.

Patronen die zijn gemarkeerd met ● zijn gedraaid. Controleer de plaats van uw ontwerp voordat u gaat borduren.

I ricami contrassegnati dal simbolo ● appaiono ruotati. Prima di procedere verificare la posizione del ricamo.

Los patrones marcados con ● se han girado. Compruebe la colocación del diseño antes de bordar.

Os padrões marcados com ● foram invertidos. Verifique o posicionamento do seu desenho antes de bordar.

Дизайны, отмеченные знаком ●, повернуты. Проверьте размещение дизайна перед вышивкой.

◆ Floral Alphabet #2

◆ Alphabet floral #2

◆ Alfabeto floreale #2

◆ Alfabeto floral #2

◆ Blumenbuchstaben #2


◆ Bloemenalfabet #2

◆ Alfabeto floral #2


◆ Цветочный шрифт #2



No.1 15 min	
1	(017)
2	(513)
3	(810)
4	(070)
5	(612)
6	(205)
↕	125.9 mm
↔	78.6 mm



No.6 20 min	
1	(017)
2	(513)
3	(070)
4	(810)
5	(205)
6	(612)
↕	125.9 mm
↔	81.4 mm



No.11 19 min	
1	(017)
2	(513)
3	(810)
4	(612)
5	(205)
6	(070)
↕	125.8 mm
↔	87.8 mm




No.2 18 min	
1	(017)
2	(513)
3	(810)
4	(205)
5	(070)
6	(612)
↕	127.4 mm
↔	83.1 mm



No.7 17 min	
1	(017)
2	(513)
3	(205)
4	(612)
5	(070)
6	(810)
↕	126.6 mm
↔	84.0 mm




No.12 13 min	
1	(017)
2	(513)
3	(810)
4	(205)
5	(612)
6	(070)
↕	126.0 mm
↔	77.2 mm



No.3 15 min	
1	(017)
2	(513)
3	(810)
4	(205)
5	(612)
6	(070)
↕	125.8 mm
↔	81.7 mm



No.8 18 min	
1	(017)
2	(513)
3	(612)
4	(810)
5	(205)
6	(070)
↕	126.0 mm
↔	90.4 mm



No.13 25 min	
1	(017)
2	(513)
3	(205)
4	(612)
5	(810)
6	(070)
↕	125.9 mm
↔	103.7 mm



No.4 16 min	
1	(017)
2	(513)
3	(205)
4	(810)
5	(612)
6	(070)
↕	127.2 mm
↔	86.3 mm



No.9 10 min	
1	(017)
2	(513)
3	(612)
4	(810)
5	(070)
6	(205)
↕	125.9 mm
↔	26.1 mm



No.14 17 min	
1	(017)
2	(513)
3	(070)
4	(810)
5	(612)
6	(205)
↕	125.8 mm
↔	86.6 mm



No.5 21 min	
1	(017)
2	(513)
3	(810)
4	(070)
5	(612)
6	(205)
↕	126.1 mm
↔	85.9 mm



No.10 10 min	
1	(017)
2	(513)
3	(612)
4	(810)
5	(070)
6	(205)
↕	125.8 mm
↔	49.8 mm




No.15 16 min	
1	(017)
2	(513)
3	(612)
4	(810)
5	(070)
6	(205)
↕	125.3 mm
↔	95.0 mm

Embroidery Pattern Color Change Table
Stickmuster-Farbtabelle
Tableau de changement de couleur des motifs de broderie
Kleurwijzigingstabel voor de borduurpatronen
Tabella di cambiamento colori dei ricami
Tabla de cambio de color para patrones de bordado
Tabela de alteração de cor do padrão de bordado
Таблицы цветов нитей для вышивок




No.16

13 min	
1	(017)
2	(513)
3	(810)
4	(070)
5	(205)
6	(612)
↕	126.0 mm
↔	73.4 mm



No.20

14 min	
1	(017)
2	(513)
3	(810)
4	(205)
5	(612)
6	(070)
↕	126.1 mm
↔	70.0 mm




No.24

17 min	
1	(017)
2	(513)
3	(070)
4	(810)
5	(205)
6	(612)
↕	126.1 mm
↔	91.6 mm



No.17

21 min	
1	(017)
2	(513)
3	(810)
4	(612)
5	(205)
6	(070)
↕	129.4 mm
↔	95.3 mm




No.21

13 min	
1	(017)
2	(513)
3	(810)
4	(612)
5	(070)
6	(205)
↕	126.1 mm
↔	79.9 mm




No.25

14 min	
1	(017)
2	(513)
3	(070)
4	(810)
5	(612)
6	(205)
↕	125.9 mm
↔	84.8 mm




No.18

18 min	
1	(017)
2	(513)
3	(612)
4	(070)
5	(810)
6	(205)
↕	126.0 mm
↔	83.0 mm




No.22

13 min	
1	(017)
2	(513)
3	(810)
4	(070)
5	(612)
6	(205)
↕	126.0 mm
↔	77.8 mm




No.26

15 min	
1	(017)
2	(513)
3	(810)
4	(205)
5	(612)
6	(070)
↕	125.9 mm
↔	70.0 mm



No.19

15 min	
1	(017)
2	(513)
3	(810)
4	(612)
5	(205)
6	(070)
↕	125.9 mm
↔	70.3 mm



No.23

24 min	
1	(017)
2	(513)
3	(612)
4	(810)
5	(070)
6	(205)
↕	125.8 mm
↔	119.4 mm



No.27

5 min	
1	(513)
2	(612)
3	(810)
4	(070)
5	(205)
↕	95.4 mm
↔	24.7 mm



No.29

1 min	
1	(513)
2	(810)
3	(205)
4	(612)
↕	25.7 mm
↔	17.0 mm



No.31

7 min	
1	(513)
2	(070)
3	(810)
4	(612)
5	(205)
↕	37.6 mm
↔	109.4 mm



No.32

7 min	
1	(513)
2	(070)
3	(810)
4	(612)
5	(205)
↕	41.6 mm
↔	79.8 mm



No.28

3 min	
1	(513)
2	(810)
3	(612)
4	(205)
5	(070)
↕	47.9 mm
↔	20.5 mm



No.30

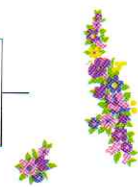
1 min	
1	(513)
2	(070)
3	(810)
↕	17.9 mm
↔	13.1 mm

◆ Example
 ◆ Beispiel
 ◆ Exemple
 ◆ Voorbeeld
 ◆ Esempio
 ◆ Ejemplo
 ◆ Exemplo
 ◆ Пример




No.33


15 min	
1	(017)
2	(513)
3	(810)
4	(070)
5	(612)
6	(205)
↕	125.9 mm
↔	78.6 mm




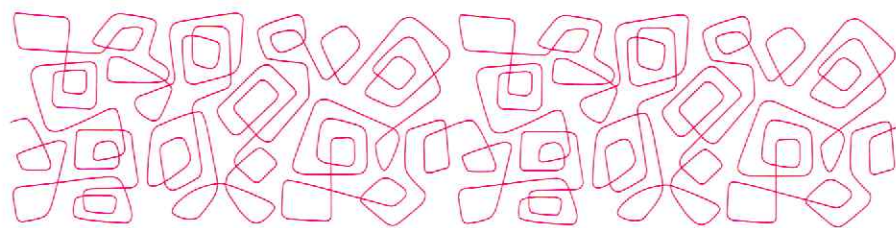

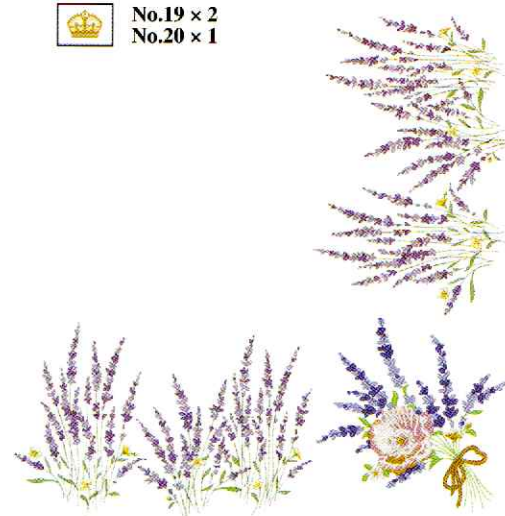

- Combining embroidery patterns
- Combinaison de motifs de broderie
- Combinazione di ricami
- Combinação de padrões de bordado

- Kombinieren von Stickmustern
- Borduurpatronen combineren
- Combinar patrones de bordado
- Комбинирование дизайнов


 No.11 x 1
No.12 x 2


 No.01 x 1
No.02 x 2


 No.19 x 2
No.20 x 1



 No.22 x 2



 No.23 x 2


 No.16 × 2
No.17 × 1




 No.16 × 8





 No.04 × 1
No.05 × 1
No.06 × 1
No.07 × 1
No.08 × 2


 No.26 × 4
No.27 × 2




 No.27 × 9




 No.29 × 4



 No.30 × 6



 No.28 × 3
No.29 × 1


















































































Tabella di conversione dei colori dei fili
Tabela de conversão das cores de linha

Tabla de conversión de hilos de color
Таблица преобразования цветов нитей

	Color Name / Name der Farbe / Nom de la couleur / Kleur naam / Nome del colore / Nombre de color / Nome da cor / Наименование цвета	Embroidery	Country	Madeira Polyneon	Madeira Rayon	Sulky	R.A. Polyester
1	Black / Schwarz / Noir / Zwart / Nero / Negro / Preto / Черный	 900	 100	1800	1000	1005	5596
2	White / Weiss / Blanc / Wit / Bianco / Blanco / Branco / Белый	 001	 000	1801	1002	1001	5597
3	Red / Rot / Rouge / Rood / Rosso / Rojo / Vermelho / Красный	 800	 149	1637	1037	1037	5678
4	Pink / Rosa / Rose / Rose / Rosa / Rosado / Rosa / Розовый	 085	 155	1921	1108	1224	5523
5	Deep Rose / Tiefrot / Rose foncé / Roserood / Rosa Intenso / Rosa Intenso / Rosa intenso / Темно-розовый	 086	 024	1721	1117	1154	9168
6	Flesh Pink / Fleischfarben / Rose chair / Lichtrose / Rosa Carne / Rosa Claro / Rosa pêssego / Свежий розовый	 124	 152	1915	1015	1064	5677
7	Dark Fuchsia / Dunkelviolett / Fuchsia foncé / Donker Fuchsia / Fuchsia Scura / Fuchsia Oscuro / Fúcsia escura / Темная фуксия	 107	 126	1984	1383	1533	5804
8	Vermillion / Zinnoberrot / Vermillion / Vermil Joen / Rosso Vermiglio / Bermellon / Vermelho intenso / Багряный	 030	 148	1779	1179	1184	9023
9	Carmine / Karminrot / Carmin / Karmijn / Rosso Carminio / Carmin / Carmim / Карминный	 807	 158	1986	1081	1511	5561
10	Royal Purple / Purpur royale / Pourpre royal / Dieppaars / Rosso-Violeta / Violeta Real / Púrpura real / Яркий пурпурный	 869	 636	1788	1188	1192	5681
11	Magenta / Magenta / Magenta / Magenta / Magenta / Magenta / Фуксин	 620	 625	1710	1319	1191	5592
12	Salmon Pink / Lachsrosa / Rose saumon / Zalmrose / Rosa Salmone / Rosa Salmon / Rosa salmão / Оранжево-розовый	 079	 122	1816	1317	1225	5773
13	Amber Red / Bernsteinrot / Rouge ambre / Amber Rood / Rosso Ambra / Rojo Ambar / Vermelho âmbar / Янтарно-красный	 333	 212	1942	1341	1119	5591
14	Lemon Yellow / Zitronengelb / Jaune citron / Citro Engeel / Giallo Limone / Amarillo Limon / Amarelo-limão / Лимоновожелтый	 202	 342	1623	1023	1067	5625
15	Yellow / Gelb / Jaune / Geel / Giallo / Amarillo / Amarelo / Желтый	 205	 043	1980	1068	1187	5860
16	Harvest Gold / Erntegold / Or blé / Oogst Kleurig Goud / Giallo Grano / Amarillo Trigo / Trigo dourado / Желтозолотистый	 206	 334	1971	1024	1124	5770
17	Orange / Orange / Orange / Oranje / Arancio / Naranja / Laranja / Оранжевый	 208	 335	1951	1137	1024	5694
18	Pumpkin / Kürbisgelb / Citrouille / Pompoen / Giallo Zucca / Calabaza / Abóbora / Тыквенный	 126	 322	1952	1155	1065	5630
19	Tangerine / Mandarinenorange / Tangerine / Felorange / Mandarino / Tangerina / Tangerina / Мандаринный	 209	 336	1965	1078	1078	5518
20	Cream Brown / Braunweiss / Brun crème / Creme Bruin / Nocciola / Marron Crema / Marrom creme / Кремовый	 010	 331	1866	1022	1061	5761
21	Cream Yellow / Gelblich Weiss / Jaune crème / Cremegeel / Giallo Crema / Amarillo Crema / Amarelo creme / Кремово-желтый	 812	 370	1861	1349	1135	5564
22	Khaki / Khakibraun / Kaki / Khaki / Kaki / Caqui / Cáqui / Цвет хаки	 348	 242	1939	1255	1055	5636
23	Deep Gold / Tiefgold / Or foncé / Diepgoud / Oro Scura / Amarillo Oro / Ouro velho / Глубокий золотой	 214	 354	1772	1172	1025	5770
24	Brass / Messingfarben / Cuivre / Koper / Ottone / Bronze / Bronze / Цвет латуни	 328	 404	1791	1192	1159	9109
25	Linen / Leinenfarbig / Drap / Linnen / Lino / Lino / Linho / Лняной	 307	 025	1682	1149	1082	5635
26	Dark Brown / Dunkelbraun / Brun sombre / Donker Bruin / Marrone Scura / Marron Oscuro / Marrom-escuro / Темно-коричневый	 058	 717	1859	1130	1129	5637
27	Reddish Brown / Rotbraun / Brun rougeâtre / Roodbruin / Marrone Bruciato / Marron Rojo / Marrom-avermelhado / Краснокоричневый	 337	 264	1753	1253	1021	5781
28	Clay Brown / Lehmbrun / Brun argile / Kleibruin / Marrone Argilla / Marron Tierra / Marrom terra / Коричневый	 339	 224	1621	1021	1158	5590
29	Beige / Beige / Beige / Beige / Beige / Beige / Bege / Бежевый	 843	 012	1738	1138	1127	5598
30	Warm Gray / Warmgrau / Gris vif / Warm Grijs / Grigio Caldo / Gris Caliente / Cinza quente / Теплый серый	 399	 706	1860	1085	1218	9126
31	Russet Brown / Rotbraun / Brun roussâtre / Roodbruin / Ruggine / Marron Bermejo / Marrom ruivo / Желтокоричневый	 330	 414	1726	1194	1126	5702
32	Light Brown / Hellbraun / Brun clair / Licht Bruin / Marrone Chiaro / Marron Claro / Marrom-claro / Светло-коричневый	 323	 255	1729	1056	1128	5789
33	Seacrest / Blassgrün / Vert pâle / Blauw Groen / Cresta Di Mare / Verde Celadon / Verde água / Серо-голубой	 542	 505	1647	1219	1077	5578
34	Mint Green / Pfefferminzgrün / Vert menthe / Munt Groen / Verde Menta / Verde Menta / Verde hortelã / Мятный зеленый	 502	 461	1702	1302	1047	5511
35	Leaf Green / Blattgrün / Vert feuille / Bladgroen / Verde Prato / Verde De Hoja / Verde folha / Цвет зеленой листы	 509	 463	1749	1050	1510	5514
36	Olive Green / Olivgrün / Vert olive / Olijf Groen / Verde Oliva / Verde Oliva / Verde-oliva / Зеленый оливковый	 519	 476	1904	1396	1174	5502
37	Dark Olive / Dunkelolivgrün / Olive foncé / Donker Olijf / Oliva Scura / Verde Oliva Oscuro / Verde-oliva escuro / Темно-оливковый	 517	 473	1769	1156	1156	9122
38	Teal Green / Blaugrün / Vert sarcelle / Taling Groen / Verde Anatra / Verde Azulado / Azul-petróleo / Олалово-зеленый	 534	 483	1879	1298	1503	5751
39	Emerald Green / Emeraldgrün / Vert émeraude / Smaragd Groen / Verde Smeraldo / Verde Esmeralda / Verde-esmeralda / Изумрудный	 507	 485	1750	1250	1079	5508

[illegible]

- Note:** The conversion chart is based on Embroidery thread. The color shades may vary with the different brands listed on the chart. If unsure of a particular color(s), please sew test. Robison Anton (R.A.), Madeira and Sulky are respectively registered trademarks. Actual colors may vary slightly from the chart.
- Hinweis:** Die Garntabelle basiert auf Brother Stickgarn. Die Farbschattierungen können je nach unterschiedlichen, in der Tabelle aufgeführten Marken abweichen. Wenn Sie sich bei bestimmten Farben nicht sicher sind, nähen Sie bitte zur Probe. Robison Anton (R.A.), Madeira und Sulky sind eingetragene Warenzeichen. Die tatsächlichen Farben können leicht von der Tabelle abweichen.
- Remarque:** Le tableau de conversion est basé sur le fil de broderie. Les nuances de couleur peuvent varier en fonction des marques énumérées dans le tableau. En cas de doute sur un coloris, faites un essai de broderie. « Robison Anton (R.A.) », « Madeira » et « Sulky » sont des marques déposées respectives. Les couleurs réelles risquent d'être légèrement différentes de celles du tableau.
- Opmerking:** Het omzettingsschema is gebaseerd op het gebruik van borduurgarens. De kleurtinten kunnen enigzins afwijken voor de diverse merken in het schema. Bent u niet zeker bent van de juiste kleur(en), borduur dan een stukje op proef. De namen Robison Anton (R.A.), Madeira en Sulky zijn allemaal gedeponeerde handelsmerken. De oorspronkelijke kleurtinten kunnen iets afwijken van de weergave.
- Nota:** La tabella di conversione è in funzione del filo da ricamo. Le tonalità cromatiche possono variare secondo le differenti marche elencate nella tabella. In caso di dubbio su un particolare colore o su più colori si raccomanda di eseguire una ricamo di prova. Robison Anton (R.A.), Madeira e Sulky sono marchi di fabbrica registrati. I colori effettivi possono variare lievemente rispetto a quelli della tabella.
- Nota:** La tabla de conversión está basada en hilo de bordar. Los tonos de color podrán variar con las diferentes marcas enumeradas en la tabla. Si tiene dudas sobre un color o colores en particular, haga un cosido de prueba. Robison Anton (R.A.), Madeira y Sulky son marcas registradas respectivamente. Los colores verdaderos podrán variar ligeramente con respecto a los de la tabla.
- OBSERVAÇÃO:** A tabela de conversão é baseada na linha de bordar. Os matizes das cores podem variar nas diferentes marcas listadas na tabela. Se não tiver certeza de uma cor em particular ou mais, faça o teste de costura. Robison Anton (R.A.), Madeira e Sulky são marcas registradas, respectivamente. As cores reais podem variar um pouco da tabela.
- Примечание:** Таблица преобразования составлена на базе вышивальных нитей. Оттенки цветов могут варьироваться в зависимости от производителей, указанных в таблице. Если вы не уверены в выборе какого-то конкретного цвета, произведите пробную вышивку. Robison Anton (R.A.), Madeira и Sulky являются зарегистрированными товарными знаками. Реальные цвета могут несколько отличаться от представленных в таблице.

Font Name Chart

Tableau des noms de polices

Tabella nomi dei font

Quadro de nomes de fontes

Tabelle der Schriftarten

Overzicht lettertypen

Diagrama de nombre de las fuentes

Таблица названий шрифтов

	Font Key/ Schriftarttaste/ Touche de police/ Lettertypetoets/ Tasto font/ Clave de las fuentes/ Tecla da fonte/ Кнопка шрифта	Font Name/ Schriftartname/ Nom de la police/ Lettertype/ Nome font/ Nombre de la fuente/ Nome da fonte/ Название шрифта
1	⁰¹ ABC	Block 01
2	⁰² ABC	Serif 01
3	⁰³ ABC	Brussels Demi Outline
4	⁰⁴ ABC	Calgary MediumItalic
5	⁰⁵ ABC	Sicilia Light Italic
6	⁰⁶ ABC	Istanbul
7	⁰⁷ ABC	Los Angeles
8	⁰⁸ ABC	Tennessee ExtraBold
9	⁰⁹ ABC	Brussels Light
10	¹⁰ ABB	Utah Bold Cyrillic
11	¹¹ あいう	Japanese Font 1/ Japanische Schriftart 1/ Police japonaise 1/ Japans lettertype 1/ Font giapponese 1/ Fuente japonesa 1/ Fonte japonesa 1/ Японский шрифт 1 (Misugi Gothic B)
12	¹² あいう	Japanese Font 2/ Japanische Schriftart 2/ Police japonaise 2/ Japans lettertype 2/ Font giapponese 2/ Fuente japonesa 2/ Fonte japonesa 2/ Японский шрифт 2
13	¹³ あいう	Japanese Font 3/ Japanische Schriftart 3/ Police japonaise 3/ Japans lettertype 3/ Font giapponese 3/ Fuente japonesa 3/ Fonte japonesa 3/ Японский шрифт 3 (Rakuchiku POP H)

English
German
French
Dutch
Italian
Spanish
Portuguese-BR
Russian

888-G30/G32/G34/G60/G70/G72

